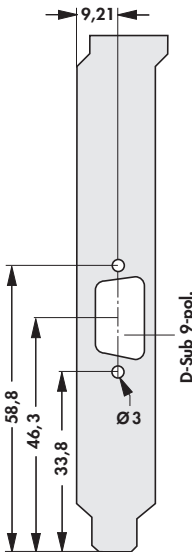
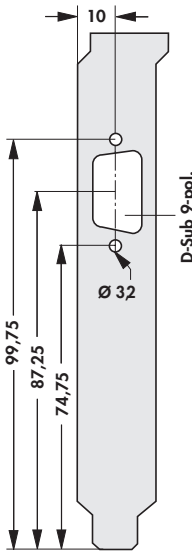
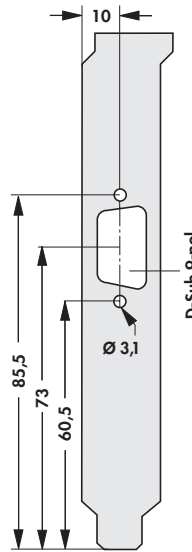

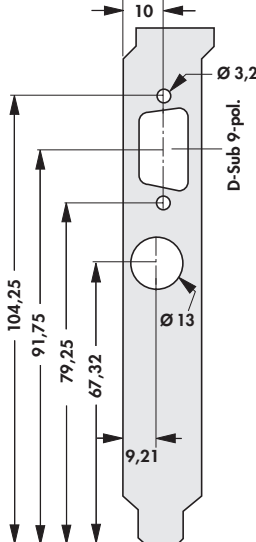
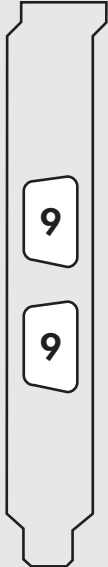
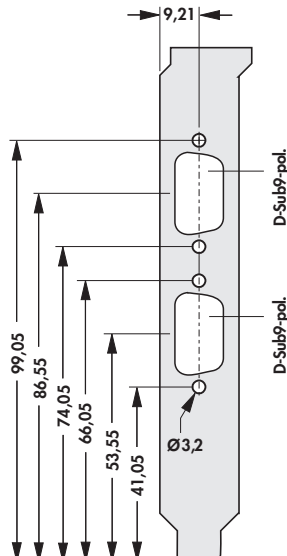
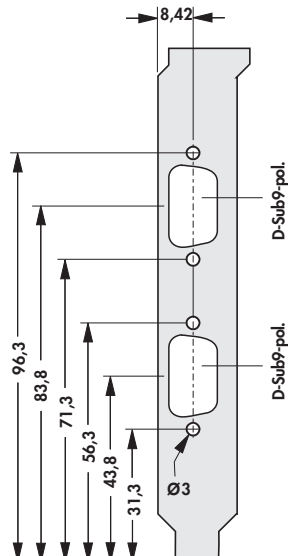
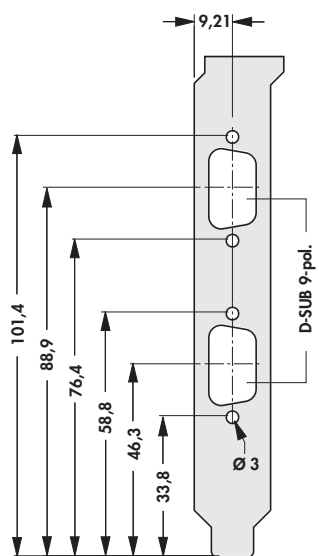
	<p><b>KHPC 013</b></p> 	<p><b>KHPC 017</b></p> 	<p><b>KHPC 095</b></p> 
	<p><b>KHPC 131</b></p> 		
	<p><b>PCI 012</b></p> 	<p><b>PCI 011</b></p> 	<p><b>PCI 039 L</b></p> 

Brackets for PC

<p><b>PCI 013</b></p>	<p><b>PCI 041</b></p>		
	<p><b>KHPC 142</b></p>	<p><b>KHPC 072</b></p>	<p><b>KHPC 012</b></p>
<p><b>KHPC 015</b></p>	<p><b>KHPC 006</b></p>	<p><b>KHPC 009</b></p>	<p><b>KHPC 053 O</b></p>

please indicate:

... fixing tab

O = bracket without fixing tab

L = bracket with fixing tab

Brackets for PC

<p><b>KHPC 141</b></p>	<p><b>KHPC 144</b></p>	<p><b>KHPC 138</b></p>	<p><b>KHPC 143</b></p>
	<p><b>KHPC 160</b></p>		
	<p><b>KHPC 005 O</b></p>	<p><b>KHPC 065 O</b></p>	<p><b>KHPC 454 O</b></p>

Brackets for PC

	<p><b>PCI 031</b></p>	<p><b>PCI 065 O</b></p>	<p><b>PCI 032 O</b></p>
	<p><b>KHPC 177 O</b></p>	<p><b>KHPC 178</b></p>	<p><b>KHPC 076</b></p>
<p><b>KHPC 179</b></p>			

B

C

D

E

F

G

H

I

**K**

L


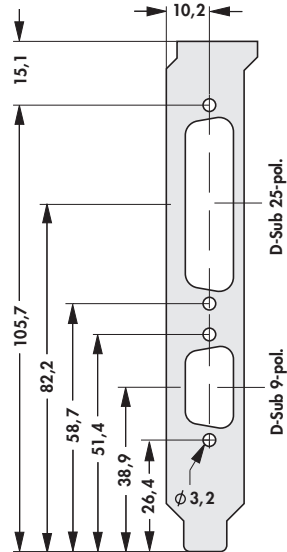

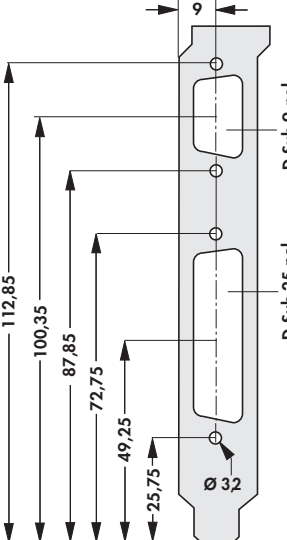
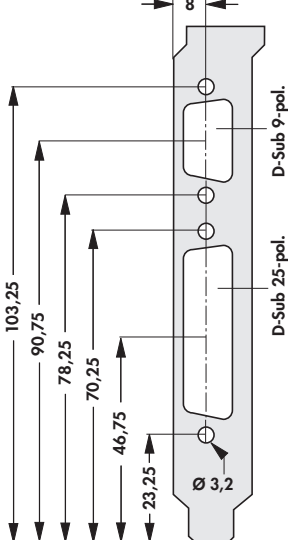
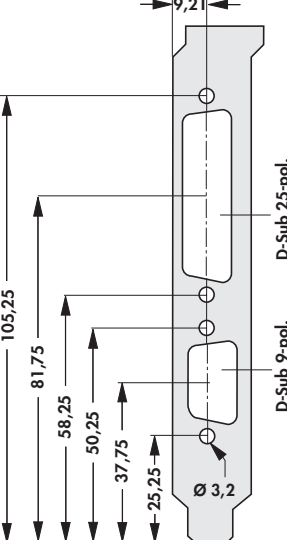
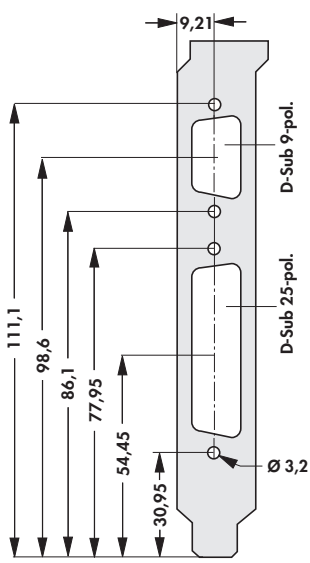
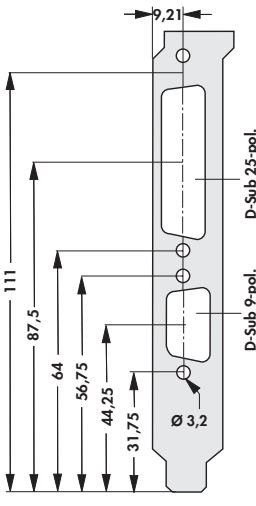
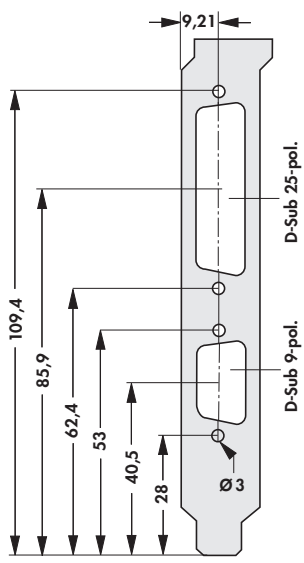
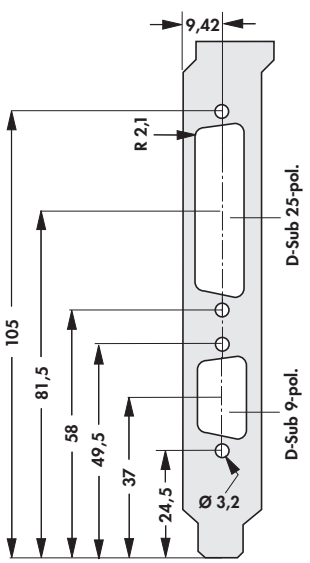
M

please indicate:

- ... fixing tab
- O = bracket without fixing tab
- L = bracket with fixing tab

N

Brackets for PC

	<p><b>PCI 033 ...</b></p> 		
	<p><b>KHPC 041</b></p> 	<p><b>KHPC 189</b></p> 	<p><b>KHPC 185</b></p> 
<p><b>KHPC 038</b></p> 	<p><b>KHPC 187</b></p> 	<p><b>KHPC 061</b></p> 	<p><b>KHPC 078 O</b></p> 

Brackets for PC

<p><b>KHPC 188</b></p>	<p><b>KHPC 040</b></p>		
	<p><b>PCI 045</b></p>	<p><b>PCI 014 L</b></p>	<p><b>PCI 015</b></p>
	<p><b>KHPC 024</b></p>	<p><b>KHPC 019</b></p>	<p><b>KHPC 073</b></p>


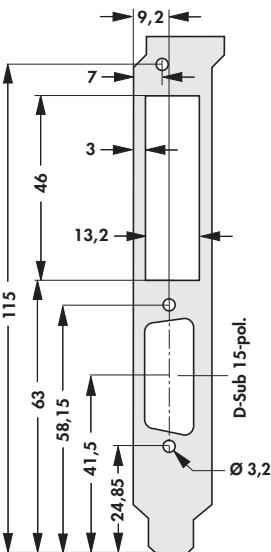
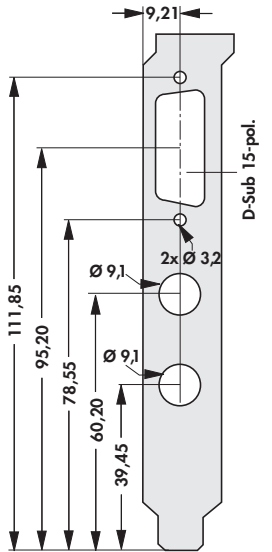
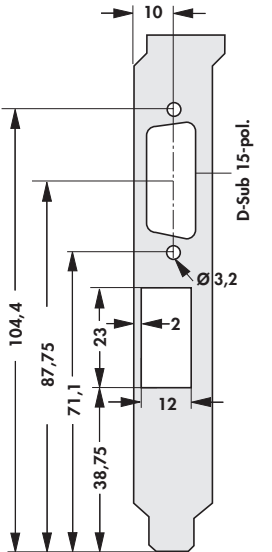
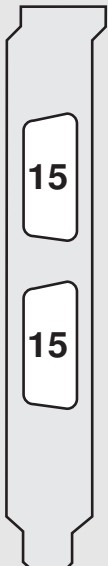
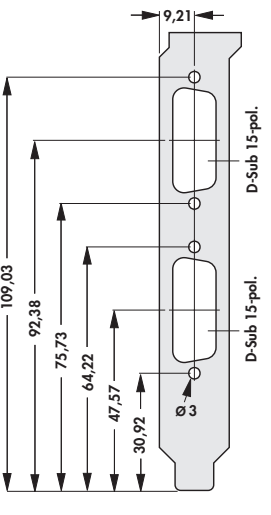
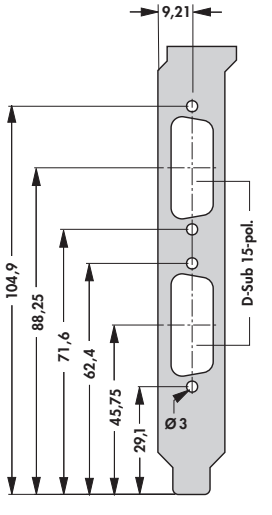
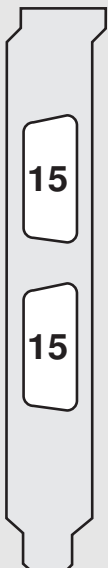
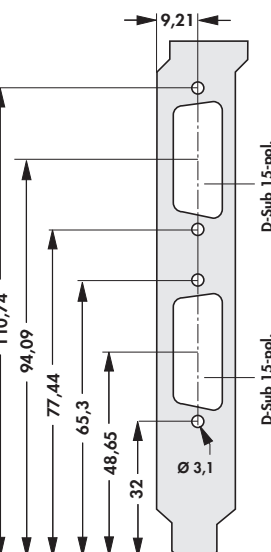
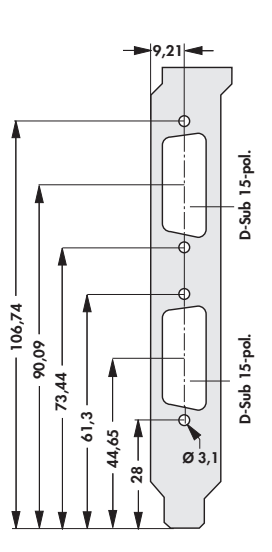
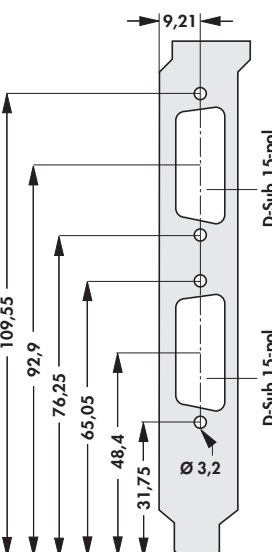
please indicate:

... fixing tab

O = bracket without fixing tab

L = bracket with fixing tab

Brackets for PC

	<p><b>KHPC 200</b></p> 	<p><b>KHPC 455 ...</b></p> 	<p><b>KHPC 218</b></p> 
	<p><b>PCI 071</b></p> 	<p><b>PCI 047</b></p> 	
	<p><b>KHPC 018</b></p> 	<p><b>KHPC 225</b></p> 	<p><b>KHPC 069</b></p> 

**K 15**

If you do not find a suitable bracket, please use the PCI / KHPC design sheet at the end of section "K".

Brackets for PC

<p><b>KHPC 230</b></p>	<p><b>KHPC 022</b></p>	<p><b>KHPC 229</b></p>	
	<p><b>KHPC 075</b></p>	<p><b>KHPC 241</b></p>	<p><b>KHPC 042</b></p>
<p><b>KHPC 242</b></p>			

B

C

D

E

F

G

H

I

K

L

M

please indicate:

... fixing tab

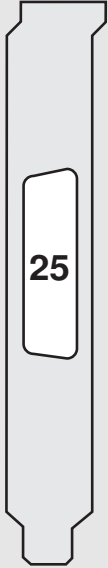
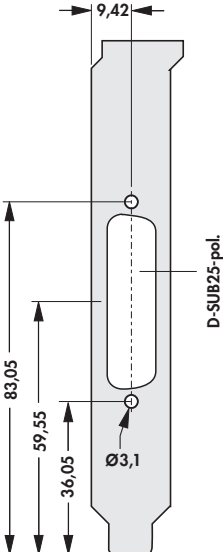
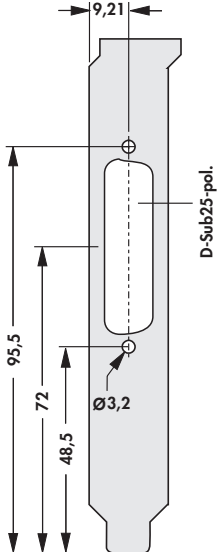
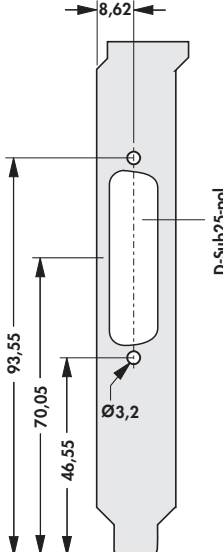

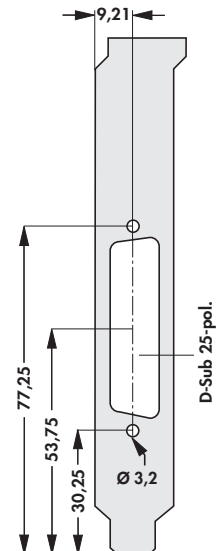
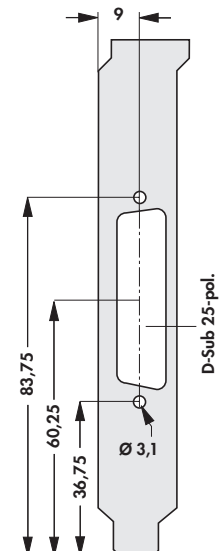
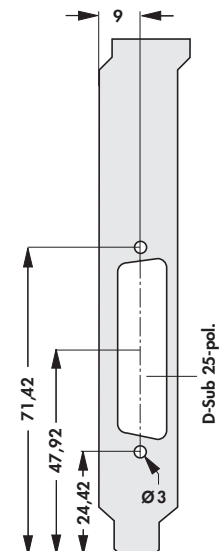
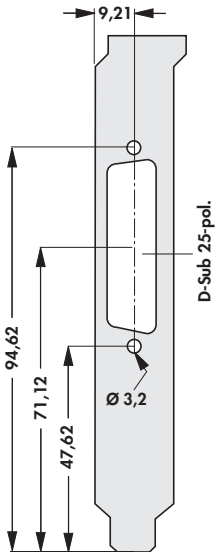
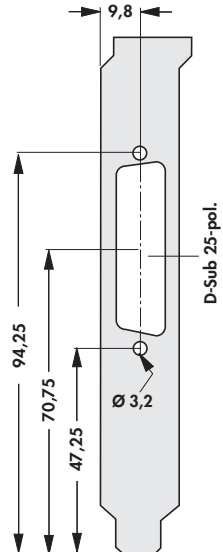
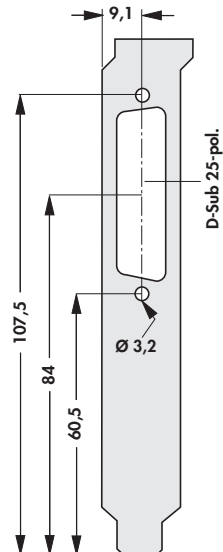
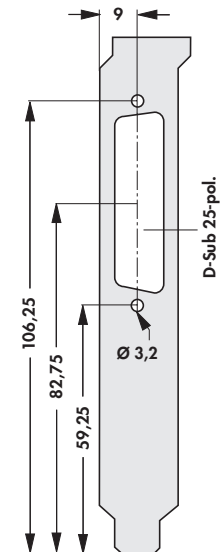
- O = bracket without fixing tab
- L = bracket with fixing tab

K 16


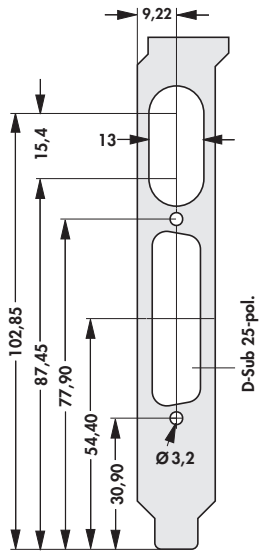

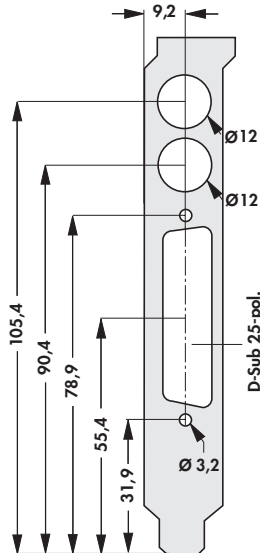
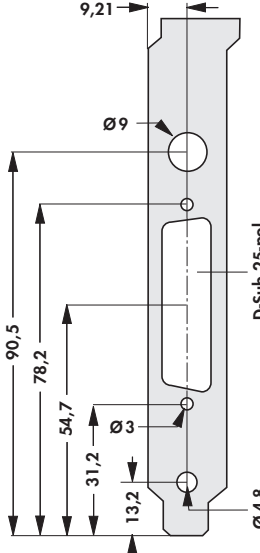

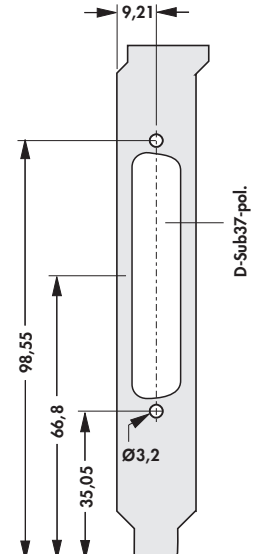
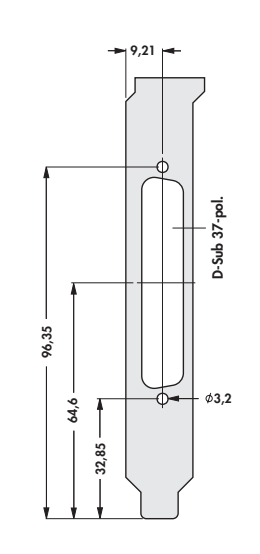
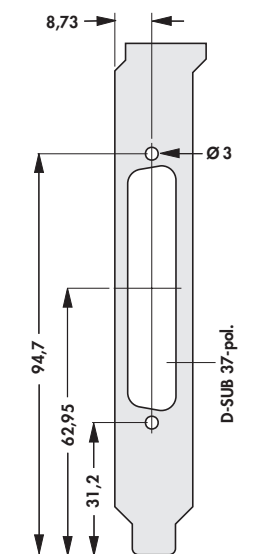
N



Brackets for PC

 <p>25</p>	<p><b>PCI 016</b></p> 	<p><b>PCI 018</b></p> 	<p><b>PCI 017</b></p> 
 <p>25</p>	<p><b>KHPC 028</b></p> 	<p><b>KHPC 070</b></p> 	<p><b>KHPC 243</b></p> 
<p><b>KHPC 026</b></p> 	<p><b>KHPC 052</b></p> 	<p><b>KHPC 054</b></p> 	<p><b>KHPC 027</b></p> 

Brackets for PC

 <p>25</p>	<p><b>PCI 072</b></p> 		
 <p>25</p>	<p><b>KHPC 262</b></p> 	<p><b>KHPC 043</b></p> 	
 <p>37</p>	<p><b>PCI 020</b></p> 	<p><b>PCI 077</b></p> 	<p><b>PCI 076 O</b></p> 

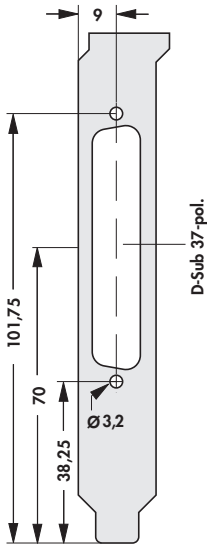

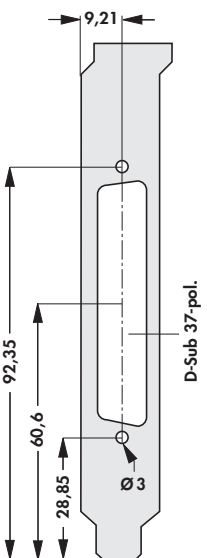
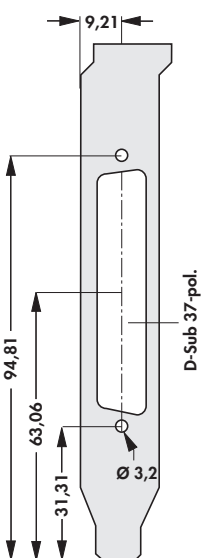
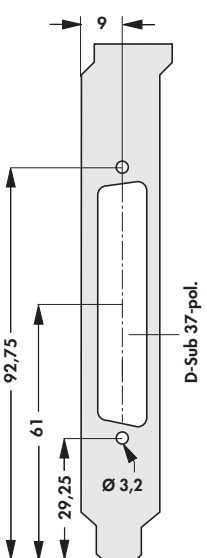
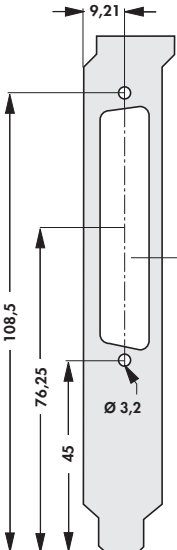
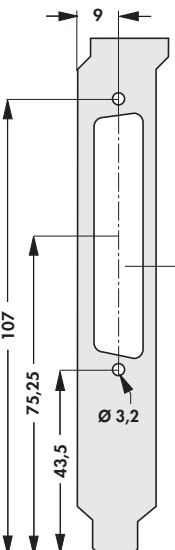
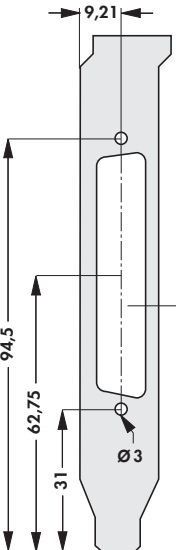
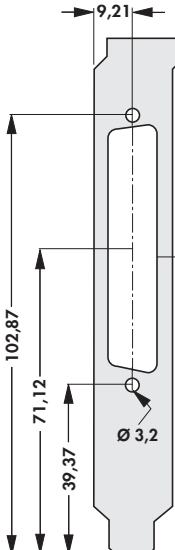
please indicate:

... fixing tab

O = bracket without fixing tab

L = bracket with fixing tab

Brackets for PC

<p><b>PCI 035 L</b></p> 			
	<p><b>KHPC 033</b></p> 	<p><b>KHPC 271</b></p> 	<p><b>KHPC 058</b></p> 
<p><b>KHPC 032</b></p> 	<p><b>KHPC 035</b></p> 	<p><b>KHPC 270</b></p> 	<p><b>KHPC 031</b></p> 

Brackets for PC

<p><b>KHPC 034</b></p>	<p><b>KHPC 267 O</b></p>	<p><b>KHPC 277</b></p>	
<p><b>37</b></p>	<p><b>KHPC 029</b></p>	<p><b>KHPC 295 O</b></p>	
<p><b>50</b></p>	<p><b>KHPC 036</b></p>	<p><b>KHPC 051</b></p>	<p><b>KHPC 308</b></p>


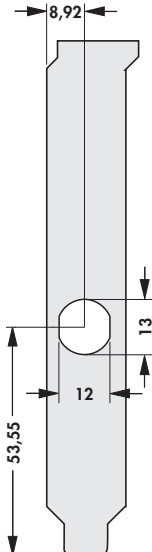

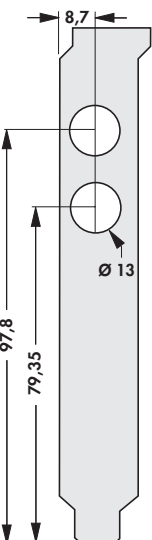
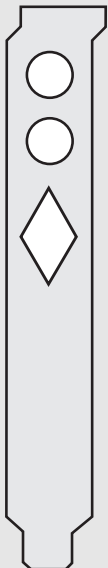
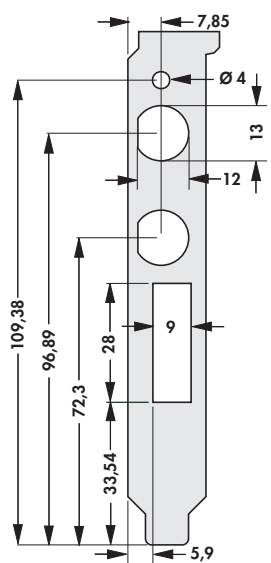
please indicate:

... fixing tab

O = bracket without fixing tab

L = bracket with fixing tab

Brackets for PC

	<p><b>PCI 021 O</b></p> 		
	<p><b>KHPC 325</b></p> 		
	<p><b>PCI 083 L</b></p> 		

Brackets for PC

B

C

D

E

F

G


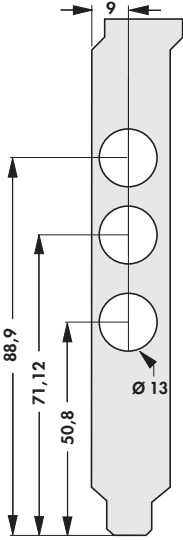

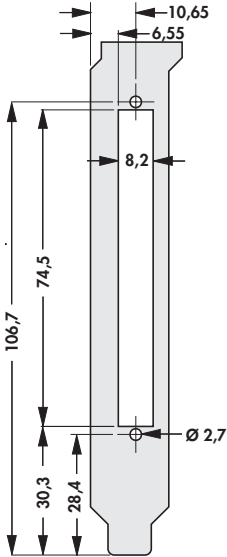

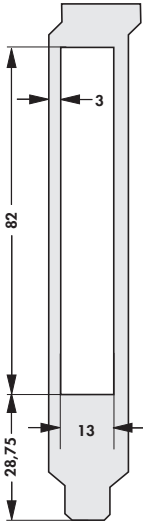
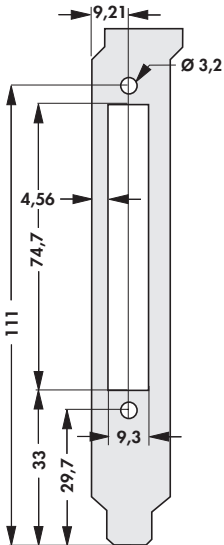
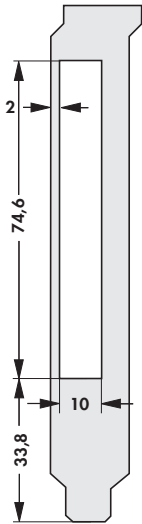
H

I

K

L

M

	<p><b>KHPC 335 L</b></p> 		
	<p><b>PCI 104 O</b></p> 		
	<p><b>KHPC 085</b></p> 	<p><b>KHPC 391</b></p> 	<p><b>KHPC 390</b></p> 

please indicate:

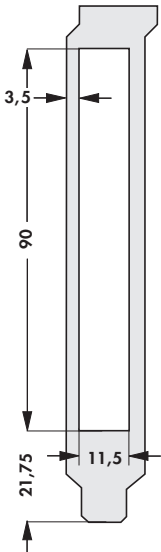
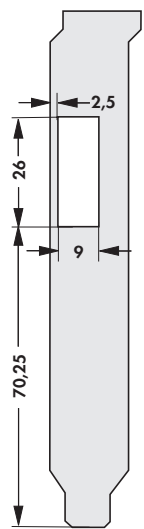
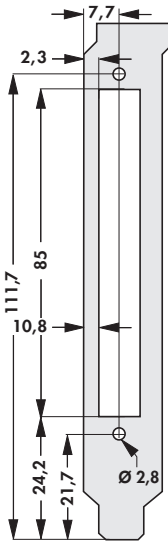

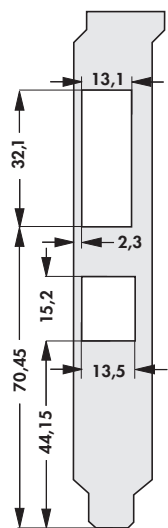
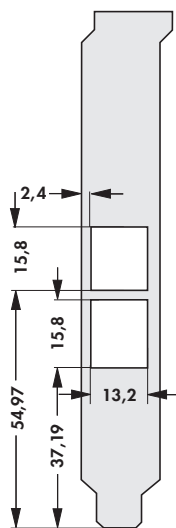

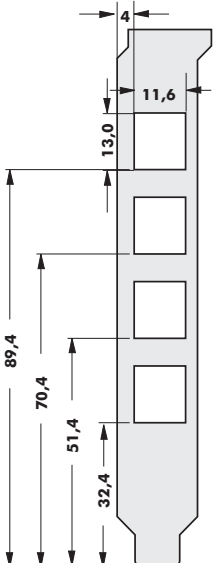
... fixing tab

O = bracket without fixing tab

L = bracket with fixing tab

N

Brackets for PC

<p><b>KHPC 398</b></p> 	<p><b>KHPC 365 L</b></p> 	<p><b>KHPC 394</b></p> 	
	<p><b>KHPC 404</b></p> 	<p><b>KHPC 407</b></p> 	
	<p><b>PCI 051</b></p> 		


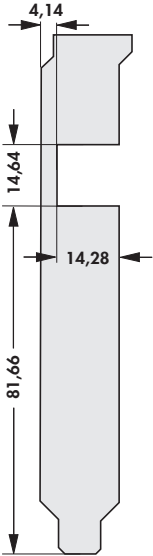
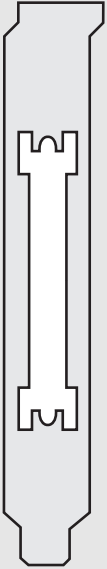
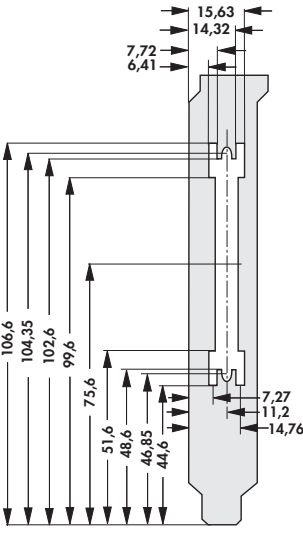
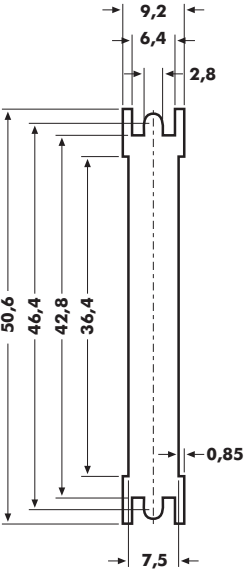
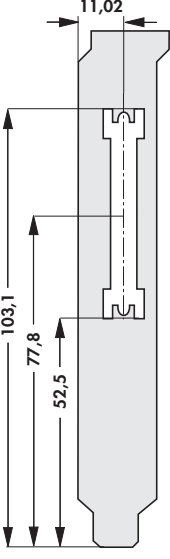
Brackets for PC

B

C

D

E

	<p><b>KHPC 439 O</b></p> 		
	<p><b>KHPC 469 O</b></p> 	<p><b>KHPC 447</b></p> 	<p><b>KHPC 449 O</b></p> 

F

G

H

I

K

L

M

please indicate:

... fixing tab

O = bracket without fixing tab

L = bracket with fixing tab

N



# User information für PCI and KHPC-DESIGN

## PCI and KHPC-DESIGN

The cutouts shown on the Design sheet should be positioned on the pictured grid.

The zero point of the respective cutout is to be placed on the grid point of the PC card bracket, whereby the X/Y coordinates should be entered in the table as absolute dimensions. Positioning of the cutouts can be specified with an accuracy of max. 0,01 mm. The grid specifies the max. area of the cutout including the component. Please mark whether the version is with or without bent fixing tabs. Other contours, dimensions and cutouts are possible, to the extent that they are technically possible to produce.

Please contact us with regard to this.

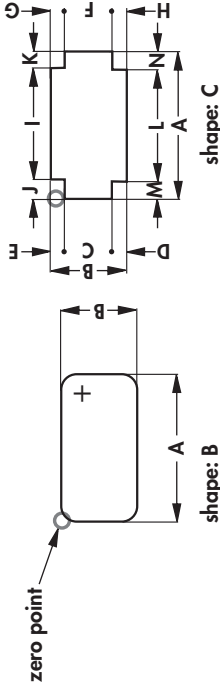
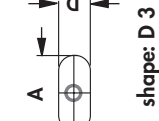
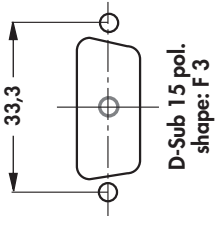
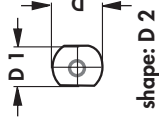
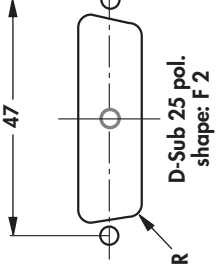
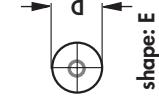
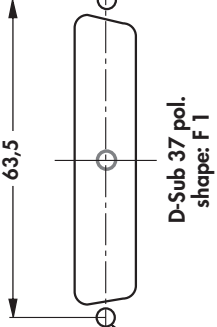
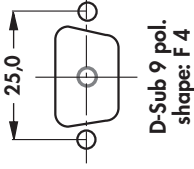
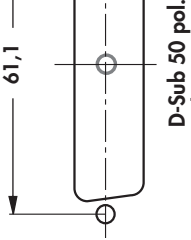
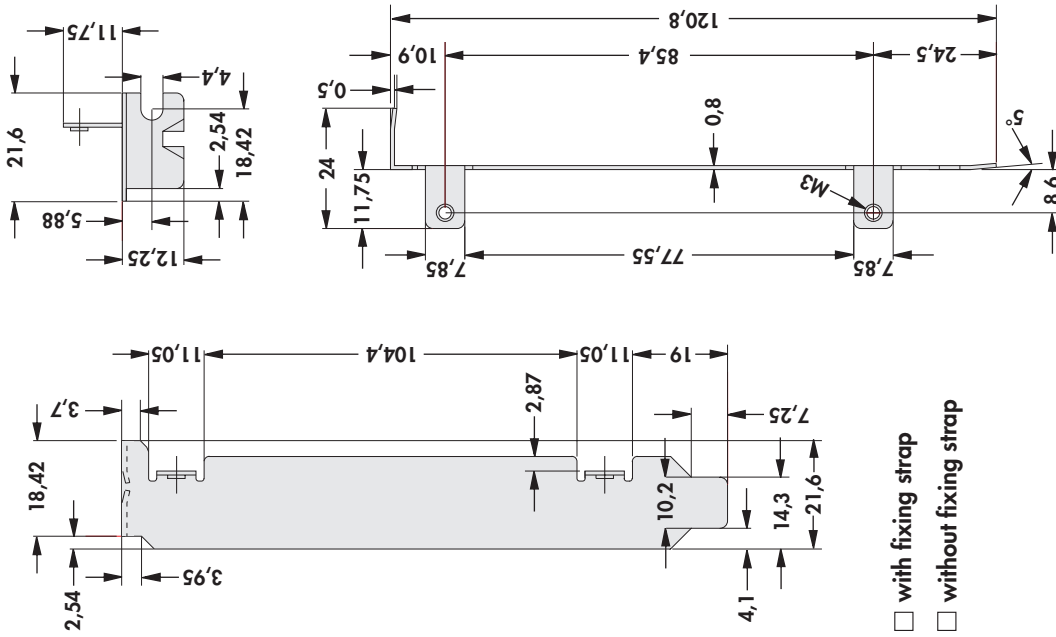
### Example

**PCI**

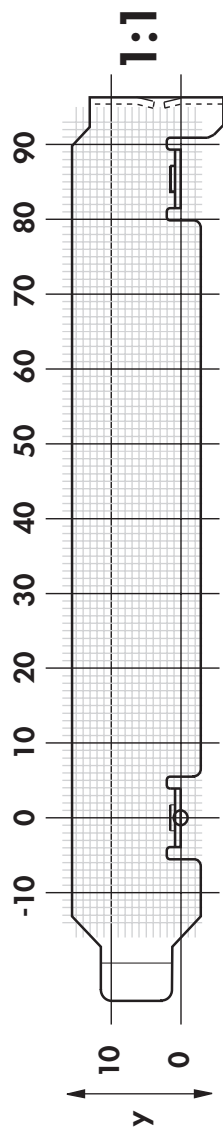
Shape	X-dimension	Y-dimension
A    A = 20    B = 10	14	2
E    D = 5	49	9
D1    D = 12    D1 = 11	65	9

**KHPC**

Shape	X-dimension	Y-dimension
A    A = 33    B = 10	12	3
E    D = 2	50	9
D    D = 9,5    D1 = 8,7	69	9

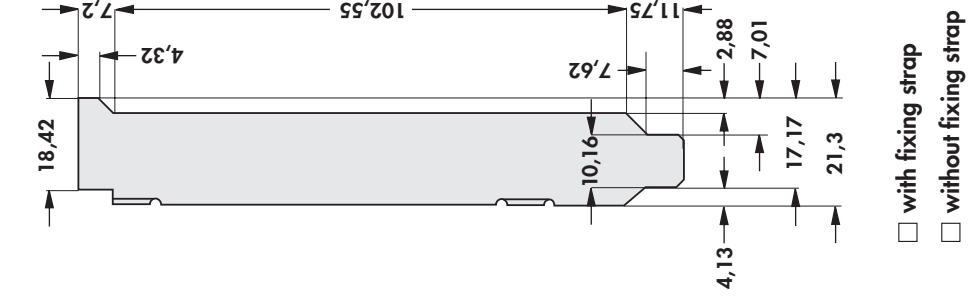


radius F 1 ... 4  
build in mode:  
 3,4 mm rear  
 2,1 mm front

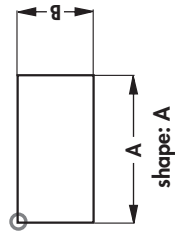
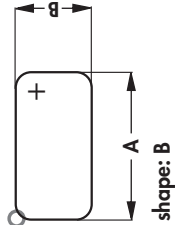
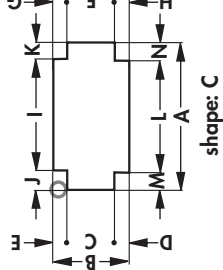
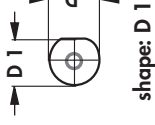
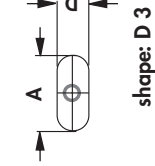
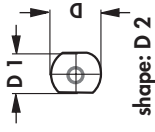
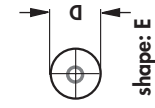
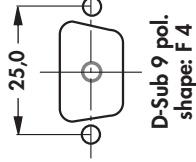
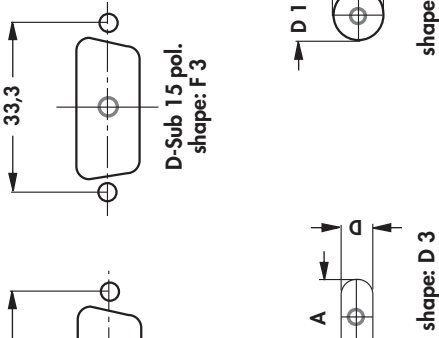
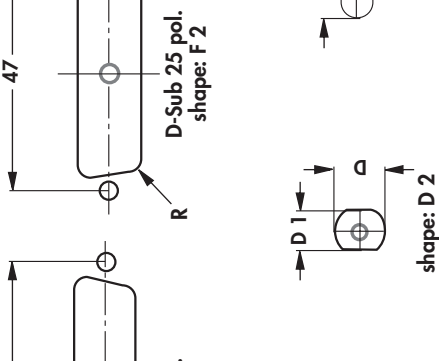
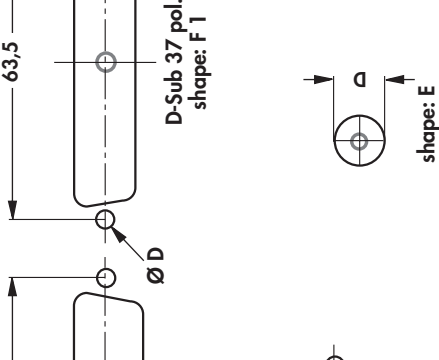
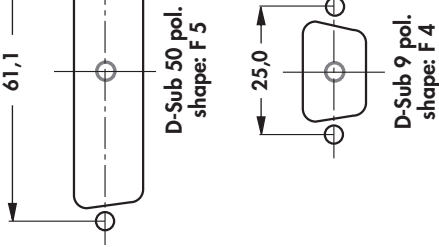
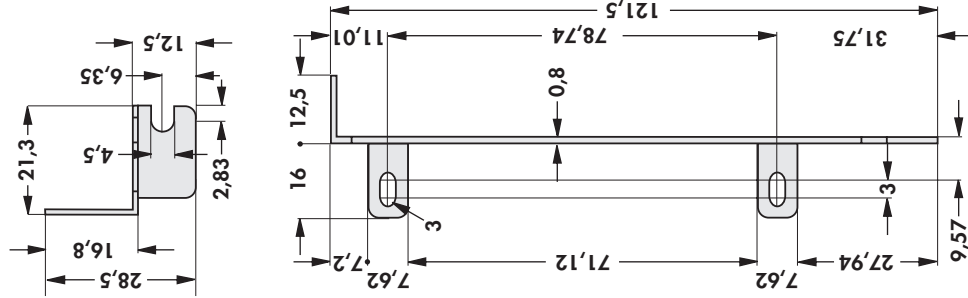


shape	X-dim.	Y-dim.	A	B	C	D	D 1	E	F	G	H	I	J	K	L	M	N

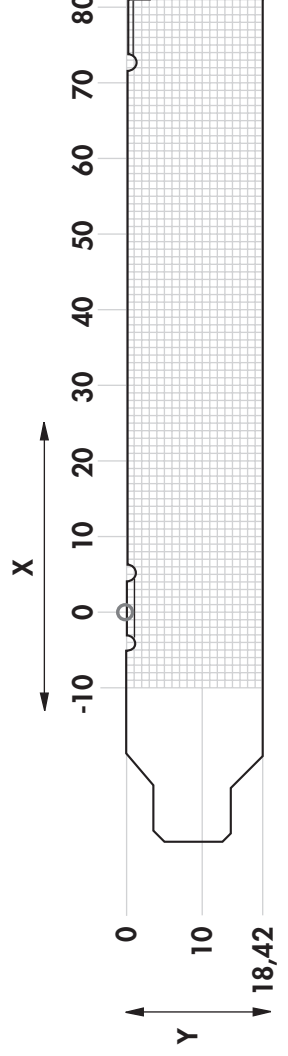
# PCI DESIGN



- with fixing strap
- without fixing strap



radius F 1 ... 4  
 build in mode:  
 3,4 mm rear  
 2,1 mm front



shape	X-dim.	Y-dim.	A	B	C	D	D 1	E	F	G	H	I	J	K	L	M	N

# KHPC DESIGN