SMTDRH0520 ~0635 SERIES

SHIELDED SMT POWER INDUCTORS.



Applications :

- Power supply for VTRs.
- LCD televisions.
- Portable communication equipment.
- DC to DC converters,etc.

Shape and Dimensions：(Dimensions are in mm)

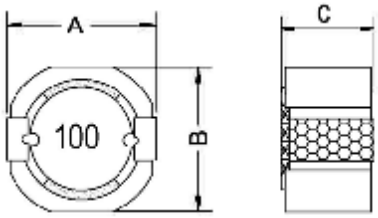

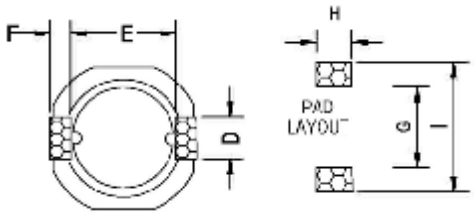

Item	A Max.	B Max.	C Max.
SMTDRH0520	5.2	5.2	2.0
SMTDRH0530	5.2	5.2	3.0
SMTDRH0530L	5.2	5.2	3.0
SMTDRH0630	6.3	6.2	3.0
SMTDRH0635	6.3	6.2	3.5

Item	D	E	F	G	H	I
SMTDRH0520	1.4	4.2	0.6	4.0	2.0	6.0
SMTDRH0530	1.4	4.2	0.6	4.0	2.0	6.0
SMTDRH0530L	1.4	4.2	0.6	4.0	2.0	6.0
SMTDRH0630	2.0	4.8	0.6	4.6	2.6	6.6
SMTDRH0635	2.0	4.8	0.6	4.6	2.6	6.6

Features :

- Low profile, SMTDRH0520 2.0mm max. height.
  SMTDRH0530 3.0mm max. height.
  SMTDRH0630 3.0mm max height
  SMTDRH0635 3.5mm max height
- Magnetically shielded and low DC resistance.
- Suitable for large currents.
- Ideal for a variety of DC-DC converter inductor applications.

Product identification :

SMT	DRH0530	L-	470	M
(1)	(2)	(3)	(4)	(5)

(1) Type: **S**urface **M**ountable **T**ype.

(2) Style: **DR** Core with **RI** Shield, **0530** is size.

(3) No **L**: general type ; **L**: low DCR type.

(4) Inductance: **470** for **47.0** uH.

(5) Inductance tolerance: **M**: ± 20%.

Characteristics :

- Saturation Rated Current (Isat): The current when the inductance becomes 30% lower than its initial value (Ta=20℃).
- Temperature Rise Current (Irms): The current when temperature of coil increases up to Max △T=40℃ (Ta=20℃).
- Operating temperature : -20℃ to 85℃.

Test equipments :

- L tested by Agilent 4284A LCR meter @ 100KHz 0.1V.
- DCR tested by Milli-ohm meter.
- Used frequency rang : 0.1~1MHz.
- Electrical specifications at 25℃.

ELITALIA tel. 02.33.61.16.26 www.elitaliaweb.it fax 02.26.26.10.09 info@elitaliaweb.it

I SMTDRH05 series

Part No.	Stamp	Inductance L (uH)	Test Freq. (0.1V)	DCR (mΩ) Max.	I sat (A) Max.	I rms (A) Max.
SMTDRH0520-1R2M	1R2	1.2	100 KHz	45	2.15	2.29
SMTDRH0520-2R2M	2R2	2.2	100 KHz	59	1.63	1.64
SMTDRH0520-3R5M	3R5	3.5	100 KHz	73	1.34	1.45
SMTDRH0520-4R7M	4R7	4.7	100 KHz	86	1.14	1.22
SMTDRH0520-6R8M	6R8	6.8	100 KHz	101	0.95	1.10
SMTDRH0520-100M	100	10.0	100 KHz	150	0.76	0.87
SMTDRH0520-150M	150	15.0	100 KHz	210	0.63	0.72
SMTDRH0520-220M	220	22.0	100 KHz	276	0.56	0.56
SMTDRH0520-330M	330	33.0	100 KHz	450	0.44	0.48
SMTDRH0520-470M	470	47.0	100 KHz	726	0.36	0.35
SMTDRH0520-680M	680	68.0	100 KHz	936	0.30	0.33
SMTDRH0520-101M	101	100	100 KHz	1500	0.23	0.24

Part No.	Stamp	Inductance L (uH)	Test Freq. (0.1V)	DCR (mΩ) Max.	I sat (A) Max.	I rms (A) Max.
SMTDRH0530-1R1M	1R1	1.1	100 KHz	20	3.87	3.25
SMTDRH0530-2R0M	2R0	2.0	100 KHz	27	2.92	2.64
SMTDRH0530-3R3M	3R3	3.3	100 KHz	45	2.36	2.26
SMTDRH0530-4R7M	4R7	4.7	100 KHz	46	1.87	2.01
SMTDRH0530-6R8M	6R8	6.8	100 KHz	69	1.51	1.65
SMTDRH0530-100M	100	10.0	100 KHz	90	1.33	1.41
SMTDRH0530-150M	150	15.0	100 KHz	142	1.05	1.10
SMTDRH0530-220M	220	22.0	100 KHz	208	0.86	0.81
SMTDRH0530-330M	330	33.0	100 KHz	330	0.72	0.75
SMTDRH0530-470M	470	47.0	100 KHz	352	0.62	0.64
SMTDRH0530-680M	680	68.0	100 KHz	525	0.51	0.52
SMTDRH0530-101M	101	100.0	100 KHz	801	0.43	0.44

Part No.	Stamp	Inductance L (uH)	Test Freq. (0.1V)	DCR (mΩ) Max.	I sat (A) Max.	I rms (A) Max.
SMTDRH0530L-4R7M	4R7	4.7	100 KHz	38	1.13	2.18
SMTDRH0530L-6R8M	6R8	6.8	100 KHz	51	0.99	1.81
SMTDRH0530L-100M	100	10.0	100 KHz	68	0.74	1.50
SMTDRH0530L-150M	150	15.0	100 KHz	98	0.58	1.28
SMTDRH0530L-220M	220	22.0	100 KHz	135	0.51	1.12
SMTDRH0530L-330M	330	33.0	100 KHz	207	0.41	0.88
SMTDRH0530L-470M	470	47.0	100 KHz	269	0.34	0.75
SMTDRH0530L-680M	680	68.0	100 KHz	401	0.29	0.64
SMTDRH0530L-101M	101	100	100 KHz	569	0.26	0.51
SMTDRH0530L-151M	151	150	100 KHz	942	0.21	0.38
SMTDRH0530L-221M	221	220	100 KHz	1343	0.18	0.33

ELITALIA tel. 02.33.61.16.26 www.elitaliaweb.it fax 02.26.26.10.09 info@elitaliaweb.it

I SMTDRH06 series

Part No.	Stamp	Inductance L (uH)	Test Freq. (1.0V)	DCR (mΩ) Max.	I sat (A) Max.	I rms (A) Max.
SMTDRH0630-1R0M	1R0	1.0	100 KHz	13.2	3.59	4.03
SMTDRH0630-1R5M	1R5	1.5	100 KHz	15.6	2.93	3.63
SMTDRH0630-2R2M	2R2	2.2	100 KHz	19.2	2.42	3.30
SMTDRH0630-3R6M	3R6	3.6	100 KHz	25.2	1.89	2.83
SMTDRH0630-4R7M	4R7	4.7	100 KHz	32.4	1.66	2.45
SMTDRH0630-6R2M	6R2	6.2	100 KHz	38.4	1.45	2.20
SMTDRH0630-100M	100	10.0	100 KHz	58.8	1.14	1.77
SMTDRH0630-120M	120	12.0	100 KHz	73.0	1.04	1.70
SMTDRH0630-150M	150	15.0	100 KHz	74.4	0.93	1.55
SMTDRH0630-180M	180	18.0	100 KHz	110.0	0.85	1.41
SMTDRH0630-220M	220	22.0	100 KHz	114.0	0.77	1.23
SMTDRH0630-270M	270	27.0	100 KHz	144.0	0.70	1.08
SMTDRH0630-330M	330	33.0	100 KHz	168.0	0.63	0.99
SMTDRH0630-390M	390	39.0	100 KHz	180.0	0.58	0.95
SMTDRH0630-470M	470	47.0	100 KHz	222.0	0.53	0.84
SMTDRH0630-560M	560	56.0	100 KHz	264.0	0.48	0.76
SMTDRH0630-680M	680	68.0	100 KHz	324.0	0.44	0.69
SMTDRH0630-820M	820	82.0	100 KHz	396.0	0.40	0.61
SMTDRH0630-101M	101	100	100 KHz	498.0	0.36	0.54
SMTDRH0630-151M	151	150	100 KHz	738.0	0.31	0.42

Part No.	Stamp	Inductance L (uH)	Test Freq. (0.1V)	DCR (mΩ) Max.	I sat (A) Max.	I rms (A) Max.
SMTDRH0635-2R0M	2R0	2.0	100 KHz	19.2	3.00	3.31
SMTDRH0635-2R7M	2R7	2.7	100 KHz	21.9	2.69	3.12
SMTDRH0635-3R3M	3R3	3.3	100 KHz	25.6	2.57	2.81
SMTDRH0635-4R7M	4R7	4.7	100 KHz	31.6	2.08	2.51
SMTDRH0635-6R2M	6R2	6.2	100 KHz	34.9	1.84	2.41
SMTDRH0635-8R2M	8R2	8.2	100 KHz	43.4	1.54	2.11
SMTDRH0635-100M	100	10.0	100 KHz	50.8	1.49	1.97
SMTDRH0635-120M	120	12.0	100 KHz	62.0	1.28	1.73
SMTDRH0635-150M	150	15.0	100 KHz	76.9	1.10	1.54
SMTDRH0635-180M	180	18.0	100 KHz	95.0	1.05	1.52
SMTDRH0635-220M	220	22.0	100 KHz	127.2	0.97	1.29
SMTDRH0630-270M	270	27.0	100 KHz	140.1	0.82	1.11
SMTDRH0635-330M	330	33.0	100 KHz	162.0	0.76	1.02
SMTDRH0635-390M	390	39.0	100 KHz	190.8	0.70	0.96
SMTDRH0635-470M	470	47.0	100 KHz	208.8	0.68	0.89
SMTDRH0635-560M	560	56.0	100 KHz	256.8	0.60	0.80
SMTDRH0635-680M	680	68.0	100 KHz	319.2	0.56	0.71
SMTDRH0635-820M	820	82.0	100 KHz	418.8	0.47	0.61
SMTDRH0635-101M	101	100	100 KHz	476.4	0.45	0.57
SMTDRH0635-151M	151	150	100 KHz	639.6	0.37	0.48

* Due to the limited space, the catalogue shows the typical specifications only. For more specific details (characteristics graph, reliability, and others), kindly invite you to access 3L official website www.3lcoil.com for better known.

ELITALIA tel. 02.33.61.16.26 www.elitaliaweb.it fax 02.26.26.10.09 info@elitaliaweb.it