Male and female headers

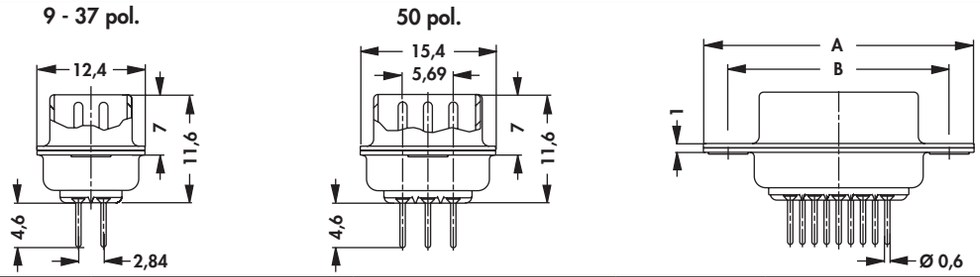

art. no.	design	dim. [mm] A	dim. [mm] B	art. no.	design	dim. [mm] A	dim. [mm] B
DS 09 T ...	male	30.8	25.0	**DS 37 T ...**	male	69.5	63.5
DS 15 T ...		39.2	33.3	**DS 50 T ...**		67.0	61.1
DS 25 T ...		53.1	47.0				

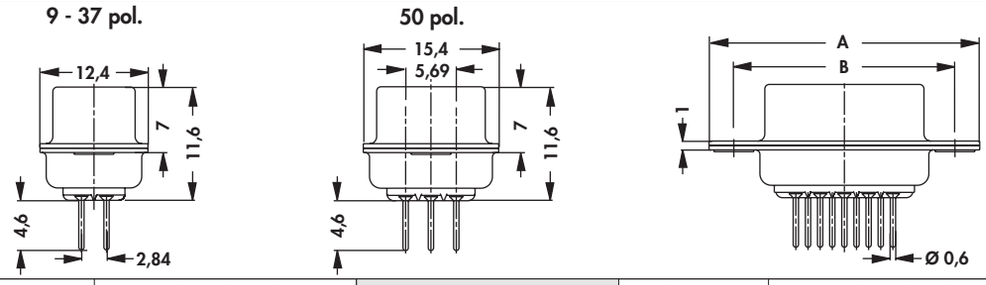

art. no.	design	dim. [mm] A	dim. [mm] B	art. no.	design	dim. [mm] A	dim. [mm] B
DB 09 T ...	female	30.8	25.0	**DB 37 T ...**	female	69.5	63.5
DB 15 T ...		39.2	33.3	**DB 50 T ...**		67.0	61.1
DB 25 T ...		53.1	47.0				

please indicate: **... type of mounting (optional)**

RC M3 = **snap-in-clip with M3**
RC UN = **snap-in-clip with UNC 4-40**
RCS M3 = **snap-in-clip and screwing bolt with M3**
RCS UN = **snap-in-clip and screwing bolt with UNC 4-40**

Overview type of mounting (optional)

... RC M3
... RC UN

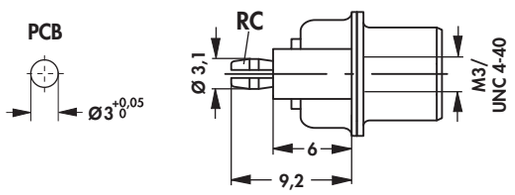

... RCS M3
... RCS UN

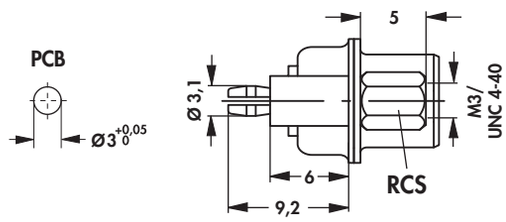

fischer elektronik

D-Sub standard connectors

Male and female headers

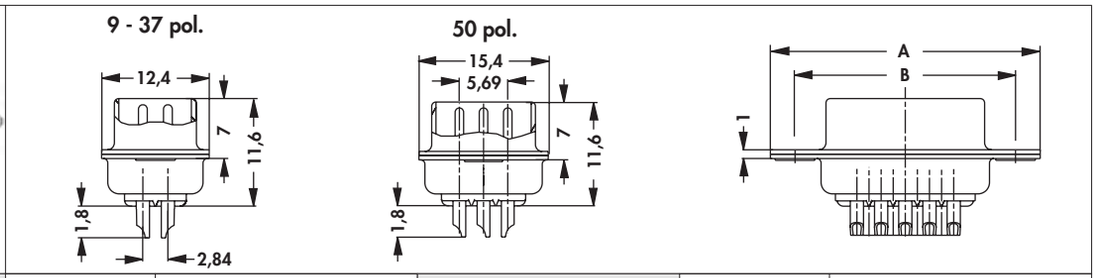

art. no.	design	dim. [mm] A	dim. [mm] B	art. no.	design	dim. [mm] A	dim. [mm] B
DS 09 L ...	male	30.8	25.0	**DS 37 L ...**	male	69.5	63.5
DS 15 L ...		39.2	33.3	**DS 50 L ...**		67.0	61.1
DS 25 L ...		53.1	47.0				

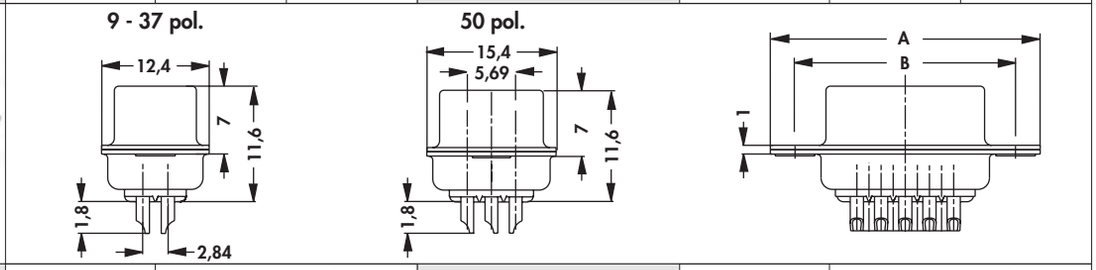

art. no.	design	dim. [mm] A	dim. [mm] B	art. no.	design	dim. [mm] A	dim. [mm] B
DB 09 L ...	female	30.8	25.0	**DB 37 L ...**	female	69.5	63.5
DB 15 L ...		39.2	33.3	**DB 50 L ...**		67.0	61.1
DB 25 L ...		53.1	47.0				

please indicate: **... type of mounting (optional)**

GN M3 = threaded rivet with M3
GN UN = threaded rivet with UNC 4-40
GNS M3 = threaded rivet and screwing bolt with M3
GNS UN = threaded rivet and screwing bolt with UNC 4-40

Overview type of mounting (optional)

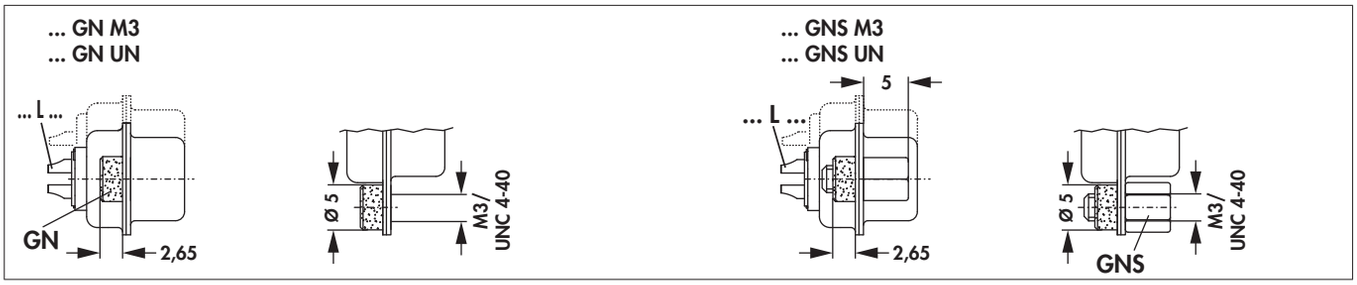

EL.ITALIA
www.elitaliaweb.it
info@elitaliaweb.it
+39 0233611626

Male headers with IP protection

– IP 67 protected
– solder bucket connection

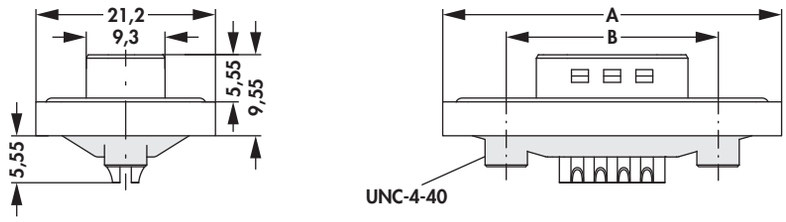

art. no.	design	dim. [mm] A	dim. [mm] B
DS 09 L IP 67	male	40.0	25.0
DS 15 L IP 67		48.4	33.3
DS 25 L IP 67		62.0	47.0

Female headers with IP protection

– IP 67 protected
– solder bucket connection

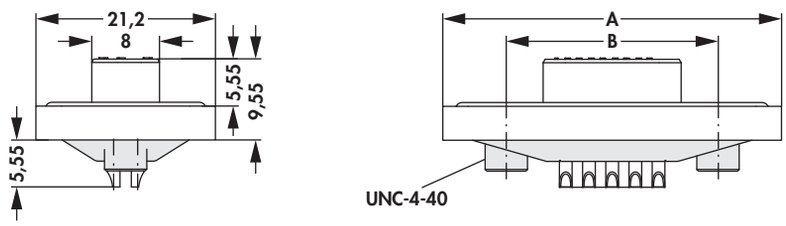

art. no.	design	dim. [mm] A	dim. [mm] B
DB 09 L IP 67	female	40.0	25.0
DB 15 L IP 67		48.4	33.3
DB 25 L IP 67		62.0	47.0

EL.ITALIA
www.elitaliaweb.it
info@elitaliaweb.it
+39 0233611626

fischer elektronik

D-Sub standard connectors

Male and female headers

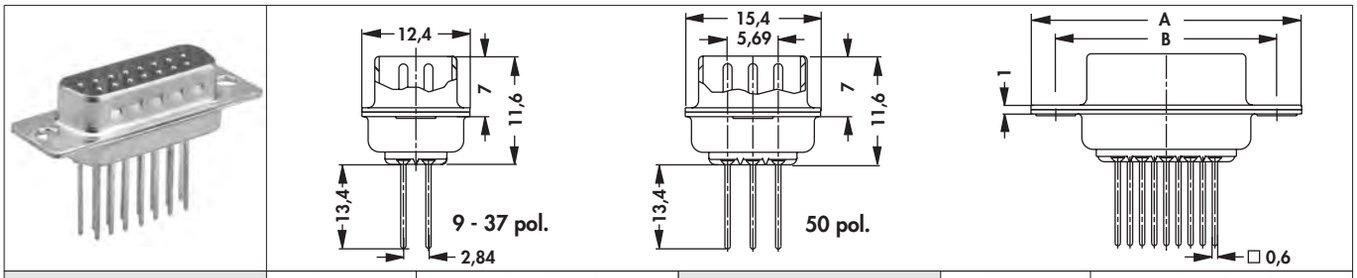

art. no.	design	dim. [mm] A	dim. [mm] B	art. no.	design	dim. [mm] A	dim. [mm] B
DS 09 WW 3 ...	male	30.8	25.0	**DS 37 WW 3 ...**	male	69.5	63.5
DS 15 WW 3 ...		39.2	33.3	**DS 50 WW 3 ...**		67.0	61.1
DS 25 WW 3 ...		53.1	47.0				

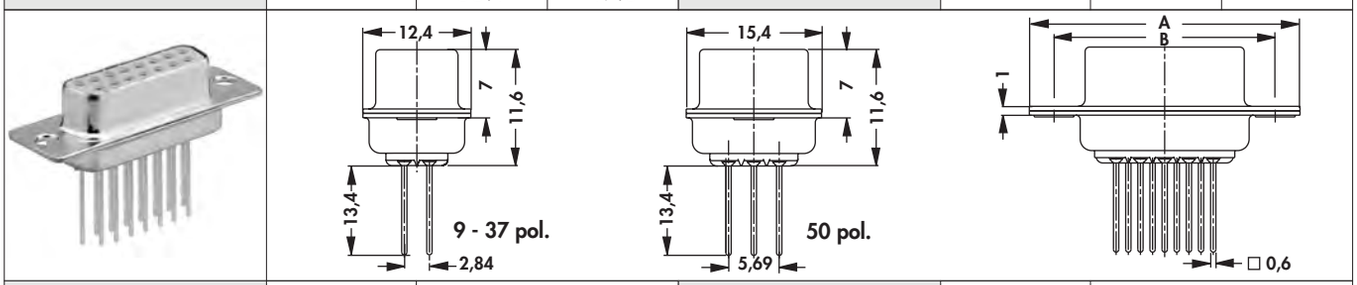

art. no.	design	dim. [mm] A	dim. [mm] B	art. no.	design	dim. [mm] A	dim. [mm] B
DB 09 WW 3 ...	female	30.8	25.0	**DB 37 WW 3 ...**	female	69.5	63.5
DB 15 WW 3 ...		39.2	33.3	**DB 50 WW 3 ...**		67.0	61.1
DB 25 WW 3 ...		53.1	47.0				

please indicate: **... type of mounting (optional)**

- **GN M3** = **threaded rivet with M3**
- **GN UN** = **threaded rivet with UNC 4-40**
- **GNS M3** = **threaded rivet and screwing bolt with M3**
- **GNS UN** = **threaded rivet and screwing bolt with UNC 4-40**

Overview type of mounting (optional)

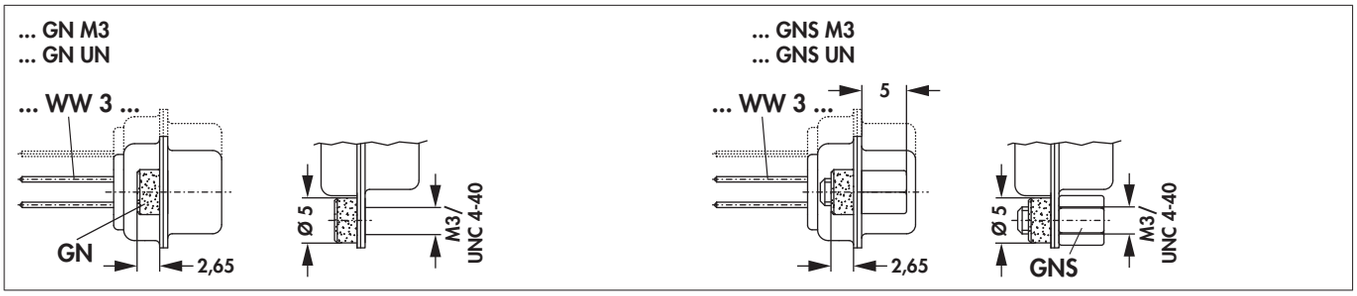

EL.ITALIA
www.elitaliaweb.it
info@elitaliaweb.it
+39 0233611626

D-Sub standard connectors with mounting bracket

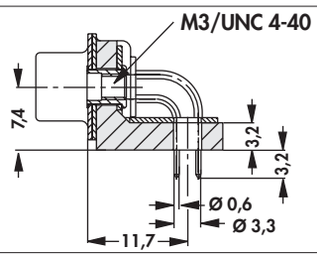

art. no.	design	fixing part
DS WE 3 ...	male	plastic angle with earthing plate, threaded rivet M3
DS WE 4 ...		plastic angle with earthing plate, threaded rivet UNC 4-40
DB WE 3 ...	female	plastic angle with earthing plate, threaded rivet M3
DB WE 4 ...		plastic angle with earthing plate, threaded rivet UNC 4-40

please indicate: **... no. of contacts**
9 15 25 37

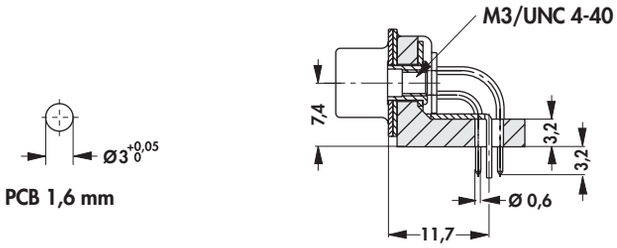

art. no.	design	fixing part
DS WR 3 ...	male	plastic angle with earthing plate, threaded rivet M3, snap-on clip
DS WR 4 ...		plastic angle with earthing plate, threaded rivet UNC 4-40, snap-on clip
DB WR 3 ...	female	plastic angle with earthing plate, threaded rivet M3, snap-on clip
DB WR 4 ...		plastic angle with earthing plate, threaded rivet UNC 4-40, snap-on clip

please indicate: **... no. of contacts**
9 15 25 37

fischer elektronik

D-Sub connectors High Density

Male and female headers

– our D-Sub connectors **HD** are loaded with turned precision contacts
– with shielding springs

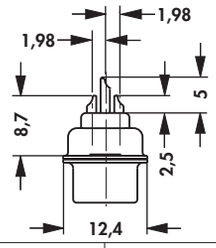

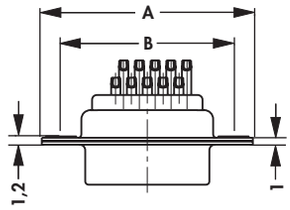

art. no.	no. of contacts	design	dim. [mm] A	dim. [mm] B
HD S 15 L ...	15	male	30.8	25.0
HD S 26 L ...	26		39.2	33.3
HD S 44 L ...	44		53.1	47.0
casing frame:		steel, tin plated		

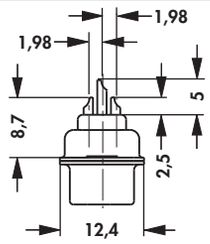

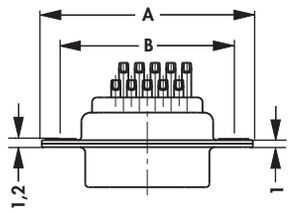

art. no.	no. of contacts	design	dim. [mm] A	dim. [mm] B
HD B 15 L ...	15	female	30.8	25.0
HD B 26 L ...	26		39.2	33.3
HD B 44 L ...	44		53.1	47.0
please indicate:	**... type of mounting (optional)** **GN M3 = threaded rivet with M3** **GN UN = threaded rivet with UNC 4-40** **GNS M3 = threaded rivet and screwing bolt with M3** **GNS UN = threaded rivet and screwing bolt with UNC 4-40**			
casing frame:		steel, tin plated		

Overview type of mounting (optional)

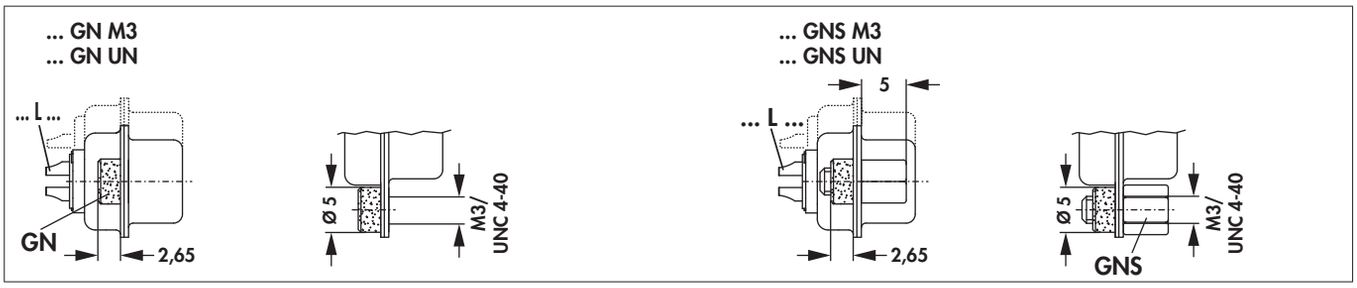

EL.ITALIA
www.elitaliaweb.it
info@elitaliaweb.it
+39 0233611626

D-Sub connector for flat ribbon cable

Male and female headers

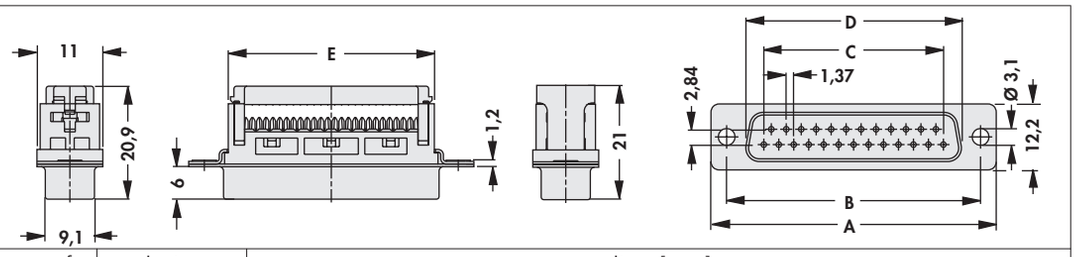

art. no.	no. of contacts	design	dim. [mm] A	B	C	D	E
DS BK 09	9	male	30.6	25.0	10.96	17.9	16.1
DS BK 15	15		39.0	33.3	19.33	26.2	23.9
DS BK 25	25		52.8	47.0	33.13	39.9	38.1
DS BK 37	37		69.2	63.5	49.70	56.3	54.7

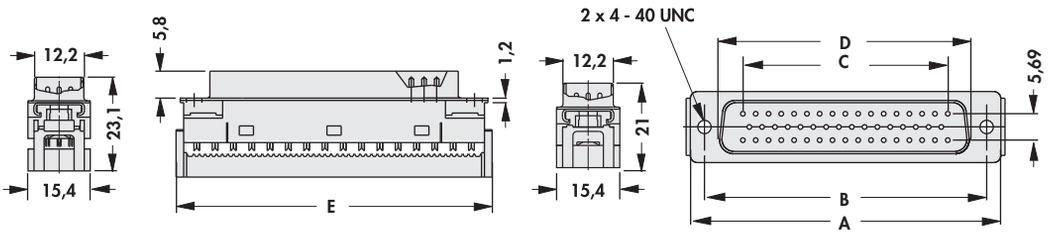

art. no.	no. of contacts	design	dim. [mm] A	B	C	D	E
DS BK 50	50	male	66.8	61.1	44.2	54	68.6

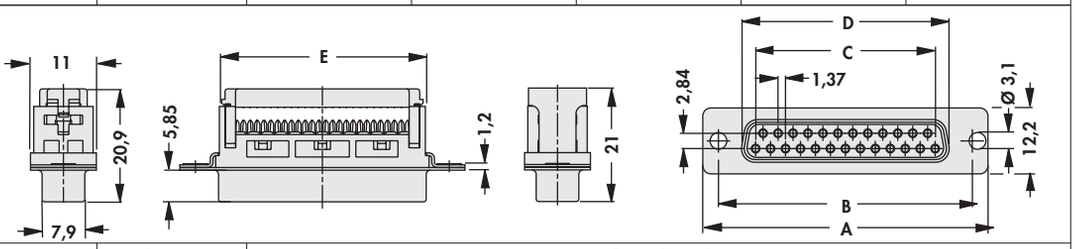

art. no.	no. of contacts	design	dim. [mm] A	B	C	D	E
DB BK 09	9	female	30.6	25.0	10.96	16.3	16.1
DB BK 15	15		39.0	33.3	19.33	24.5	23.9
DB BK 25	25		52.8	47.0	33.13	38.5	38.1
DB BK 37	37		69.2	63.5	49.70	54.8	54.7

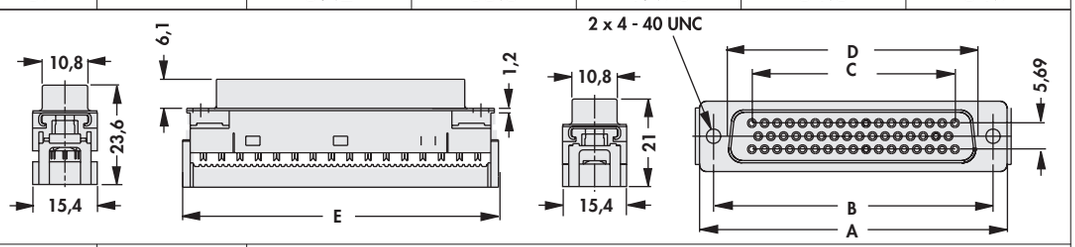

art. no.	no. of contacts	design	dim. [mm] A	B	C	D	E
DB BK 50	50	female	66.8	61.1	44.2	52.4	68.6

fischer elektronik

D-Sub mixed layout connectors

Order example (case and assembly type)

DSM / DBM	7W2	L	GN	UN
connector (DSM = D-Sub male header mixed layout DBM = D-Sub female header mixed layout)	Contact pattern (see overview)	connection type signal contact (L = solder bucket connection)	assembly type (see overview)	internal thread (UNC 4-40)
case			assembly type (optional)	

Overview contact pattern

– the contact pattern is valid for male headers
– for using socket connectors the hole pattern has to be mirrored

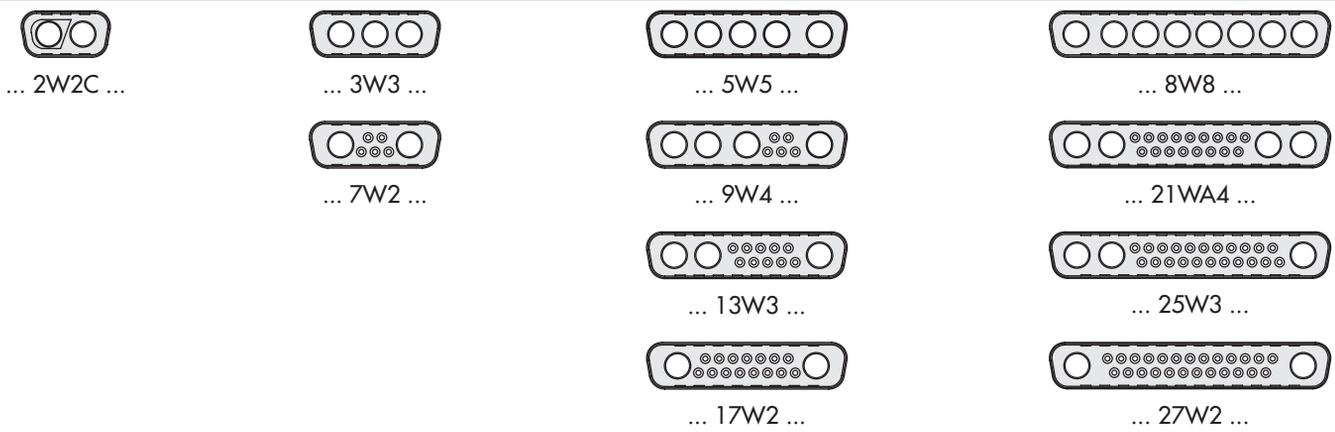

Order example (mixed layout contacts)

HAS	10	TA
high-power contacts (HAS = high-power contacts male)	current (10 A)	connection type mixed layout contacts (see overview)
mixed layout contacts		

Overview mixed layout contacts, connection type



EL.ITALIA
www.elitaliaweb.it
info@elitaliaweb.it
+39 0233611626

Overview assembly type (optional)

... GN M3
... GN UN

... GNS M3
... GNS UN

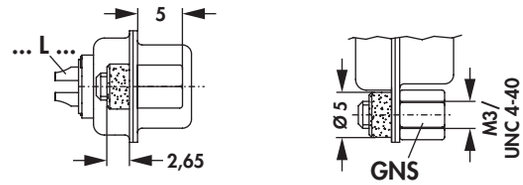

... RC M3
... RC UN

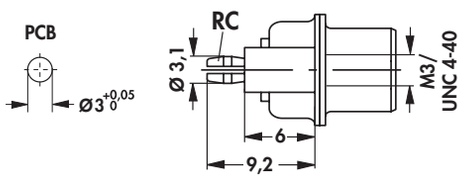

... RCS M3
... RCS UN

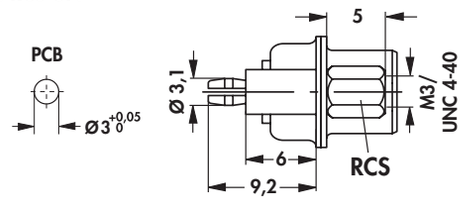

... MW M3
... MW UN

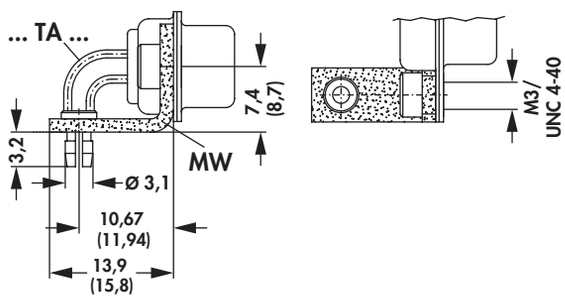

... MWS M3
... MWS UN

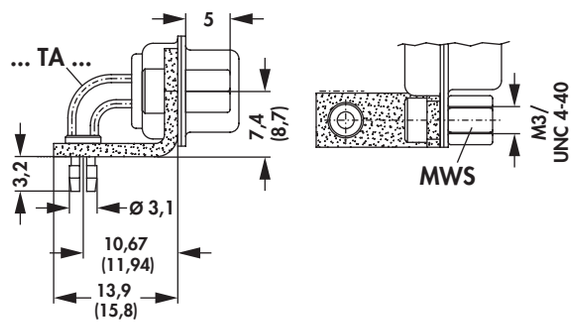

fischer elektronik

D-Sub mixed layout connectors

Male headers

- gold-plated signal contacts, straight
- equipped with turned precision contacts
- for power cables up to AWG 16
- combinable with high-power contacts **HAS ...** ➔ I 27 - I 28

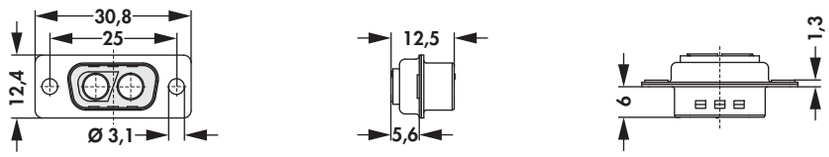

art. no.	design	signal contacts	high-power contacts
DSM 2W2C L ...	male	0	max. 2

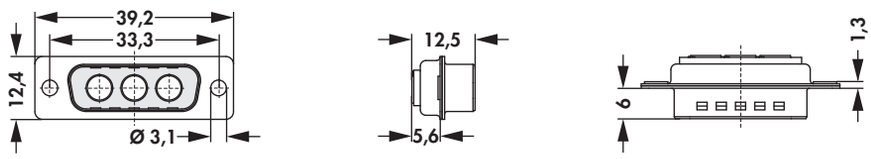

art. no.	design	signal contacts	high-power contacts
DSM 3W3 L ...	male	0	max. 3

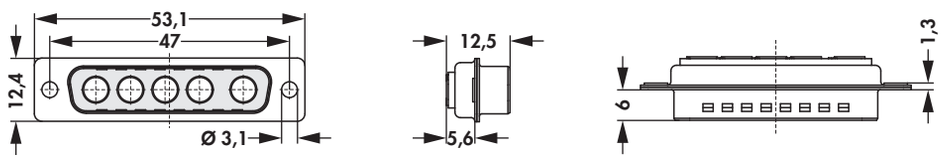

art. no.	design	signal contacts	high-power contacts
DSM 5W5 L ...	male	0	max. 5

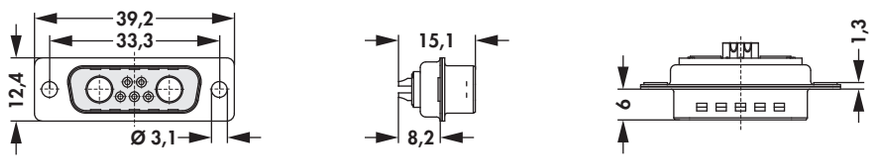

art. no.	design	signal contacts	high-power contacts
DSM 7W2 L ...	male	5	max. 2

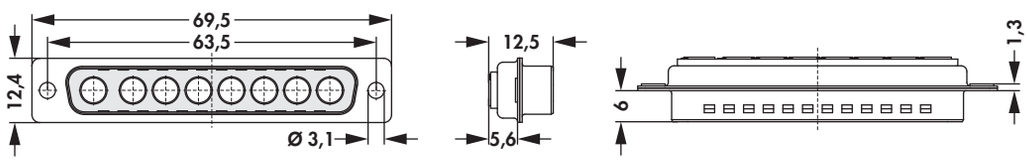

art. no.	design	signal contacts	high-power contacts
DSM 8W8 L ...	male	0	max. 8

please indicate: **... type of mounting (optional)**

GN M3 = threaded rivet with M3
GN UN = threaded rivet with UNC 4-40
GNS M3 = threaded rivet and screwing bolt with M3
GNS UN = threaded rivet and screwing bolt with UNC 4-40

casing frame:	steel, tin plated

EL.ITALIA
www.elitaliaweb.it
info@elitaliaweb.it
+39 0233611626

D-Sub mixed layout connectors

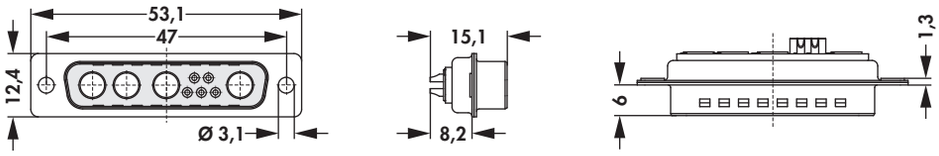

art. no.	design	signal contacts	high-power contacts
DSM 9W4 L ...	male	5	max. 4

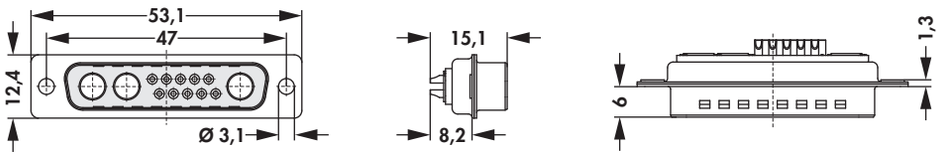

art. no.	design	signal contacts	high-power contacts
DSM 13W3 L ...	male	10	max. 3

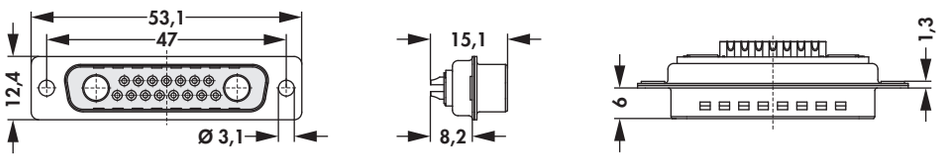

art. no.	design	signal contacts	high-power contacts
DSM 17W2 L ...	male	15	max. 2

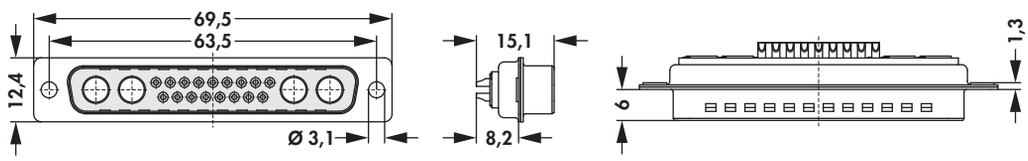

art. no.	design	signal contacts	high-power contacts
DSM 21WA4 L ...	male	17	max. 4

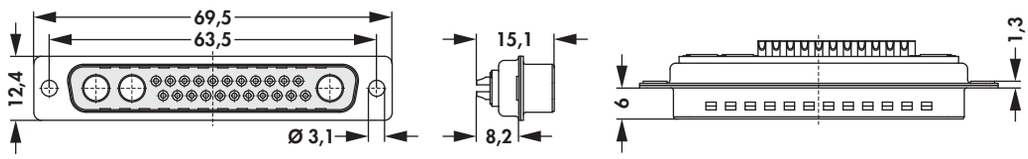

art. no.	design	signal contacts	high-power contacts
DSM 25W3 L ...	male	22	max. 3

please indicate: **... type of mounting (optional)**

GN M3 = threaded rivet with M3
GN UN = threaded rivet with UNC 4-40
GNS M3 = threaded rivet and screwing bolt with M3
GNS UN = threaded rivet and screwing bolt with UNC 4-40

casing frame:	steel, tin plated

fischer elektronik

D-Sub mixed layout connectors

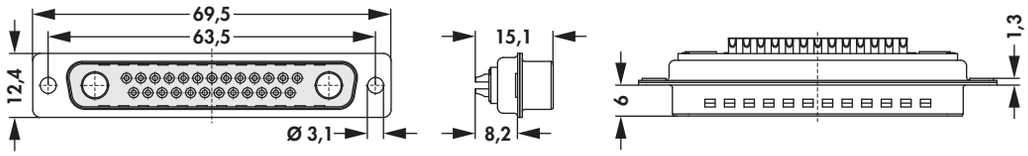

art. no.	design	signal contacts	high-power contacts
DSM 27W2 L ...	male	25	max. 2

please indicate: **... type of mounting (optional)**

GN M3 = threaded rivet with M3
GN UN = threaded rivet with UNC 4-40
GNS M3 = threaded rivet and screwing bolt with M3
GNS UN = threaded rivet and screwing bolt with UNC 4-40

casing frame:	steel, tin plated

EL.ITALIA
www.elitaliaweb.it
info@elitaliaweb.it
+39 0233611626

Male headers

- gold-plated signal contacts, straight
- equipped with turned precision contacts
- with PCB connection, straight
- combinable with high-power contacts **art. HAS ...** ➔ I 27 - I 28

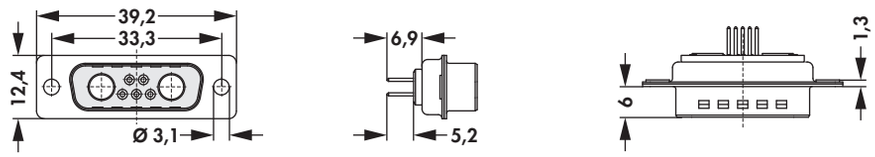

art. no.	design	signal contacts	high-power contacts
DSM 7W2 T ...	male	5	max. 2

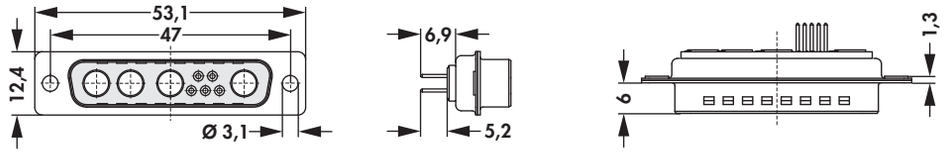

art. no.	design	signal contacts	high-power contacts
DSM 9W4 T ...	male	5	max. 4

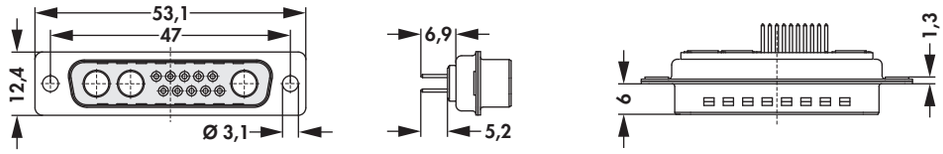

art. no.	design	signal contacts	high-power contacts
DSM 13W3 T ...	male	10	max. 3

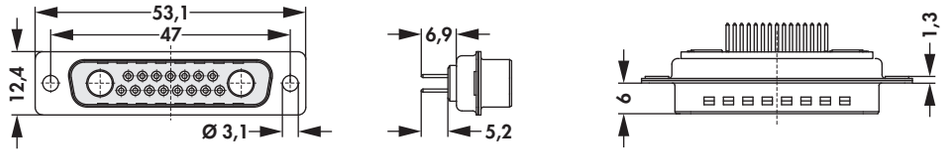

art. no.	design	signal contacts	high-power contacts
DSM 17W2 T ...	male	15	max. 2

please indicate: **... type of mounting (optional)**

RC M3 = snap-in-clip with M3
RC UN = snap-in-clip with UNC 4-40
RCS M3 = snap-in-clip and screwing bolt with M3
RCS UN = snap-in-clip and screwing bolt with UNC 4-40

casing frame: steel, tin plated

EL.ITALIA
www.elitaliaweb.it
info@elitaliaweb.it
+39 0233611626

fischer elektronik

D-Sub mixed layout connectors

Male headers

- gold-plated signal contacts, angled
- equipped with turned precision contacts
- with PCB connection, angled
- combinable with high-power contacts **HAS ...** ➔ I 27 - I 28

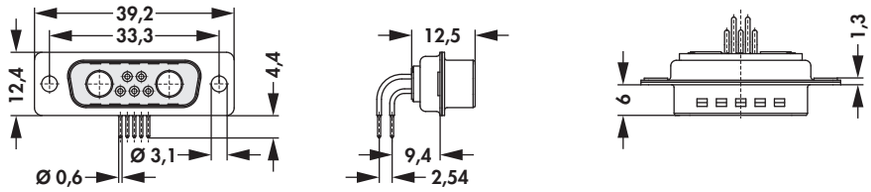

art. no.	design	signal contacts	high-power contacts
DSM 7W2 TA ...	male	5	max. 2

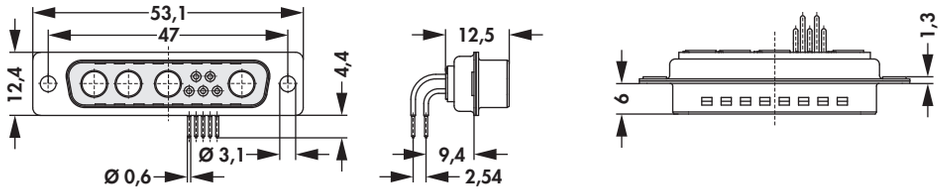

art. no.	design	signal contacts	high-power contacts
DSM 9W4 TA ...	male	5	max. 4



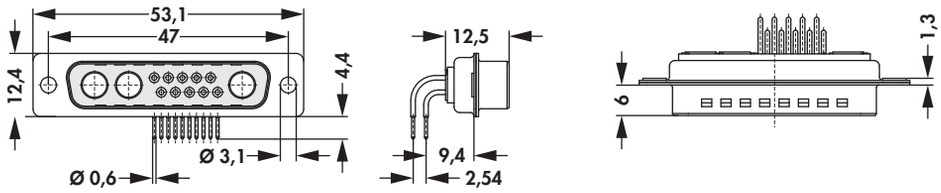

art. no.	design	signal contacts	high-power contacts
DSM 13W3 TA ...	male	10	max. 3



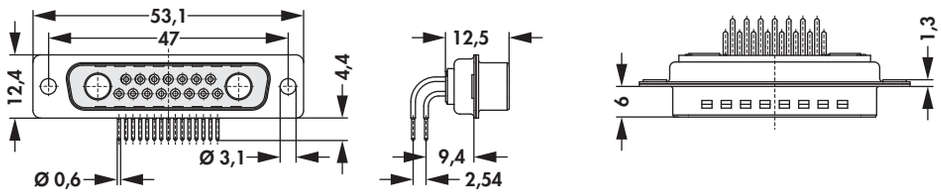

art. no.	design	signal contacts	high-power contacts
DSM 17W2 TA ...	male	15	max. 2

please indicate: **... type of mounting (optional)**

MW M3 = metal angle with M3
MW UN = metal angle with UNC 4-40
MWS M3 = metal angle screwing bolt with M3
MWS UN = metal angle and screwing bolt with UNC 4-40

casing frame: steel, tin plated

EL.ITALIA
www.elitaliaweb.it
info@elitaliaweb.it
+39 0233611626

Female headers

- gold-plated signal contacts, straight
- equipped with turned precision contacts
- for power cables up to AWG 16
- combinable with high-power contacts **HAB ...** ➔ I 27 - I 28

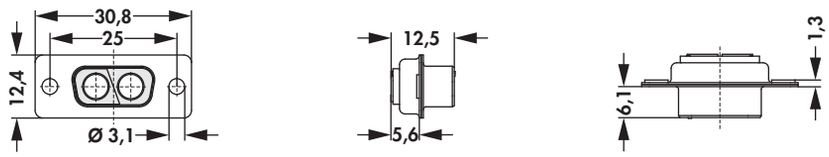

art. no.	design	signal contacts	high-power contacts
DBM 2W2C L ...	female	0	max. 2

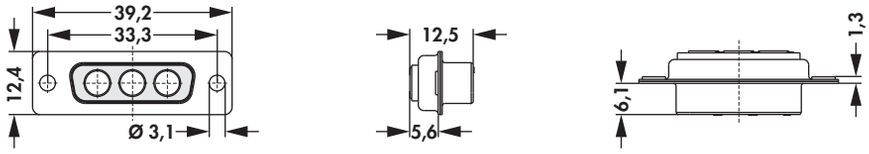

art. no.	design	signal contacts	high-power contacts
DBM 3W3 L ...	female	0	max. 3

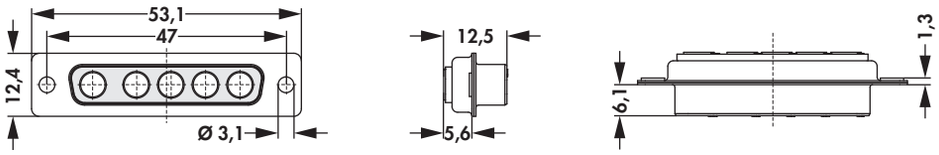

art. no.	design	signal contacts	high-power contacts
DBM 5W5 L ...	female	0	max. 5

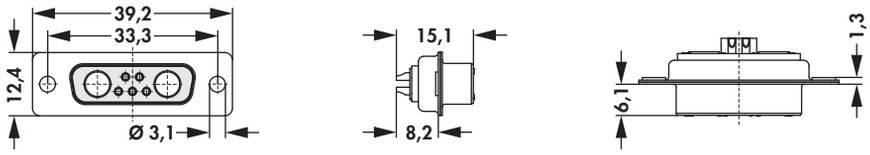

art. no.	design	signal contacts	high-power contacts
DBM 7W2 L ...	female	5	max. 2

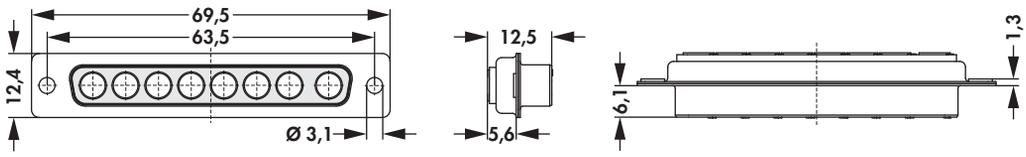

art. no.	design	signal contacts	high-power contacts
DBM 8W8 L ...	female	0	max. 8

please indicate: **... type of mounting (optional)**

GN M3 = threaded rivet with M3
GN UN = threaded rivet with UNC 4-40
GNS M3 = threaded rivet and screwing bolt with M3
GNS UN = threaded rivet and screwing bolt with UNC 4-40

casing frame:	steel, tin plated

EL.ITALIA
www.elitaliaweb.it
info@elitaliaweb.it
+39 0233611626

fischer elektronik

D-Sub mixed layout connectors

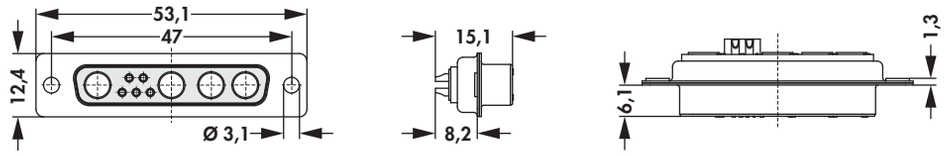

art. no.	design	signal contacts	high-power contacts
DBM 9W4 L ...	female	5	max. 4

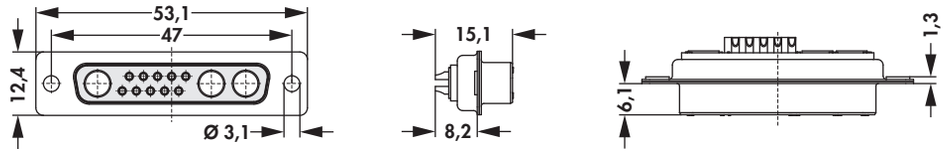

art. no.	design	signal contacts	high-power contacts
DBM 13W3 L ...	female	10	max. 3

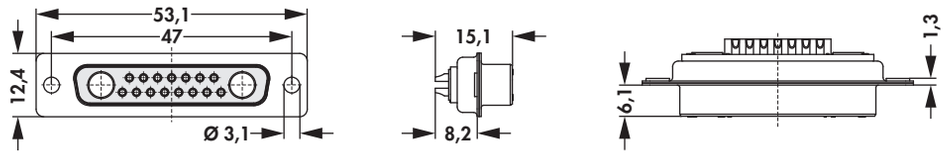

art. no.	design	signal contacts	high-power contacts
DBM 17W2 L ...	female	15	max. 2

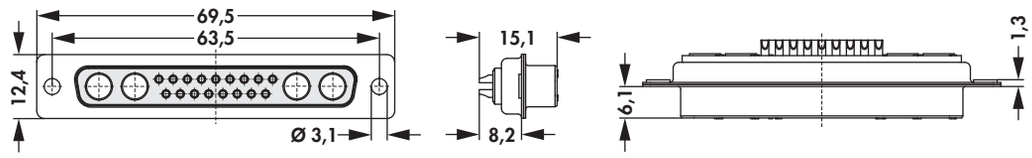

art. no.	design	signal contacts	high-power contacts
DBM 21WA4 L ...	female	17	max. 4

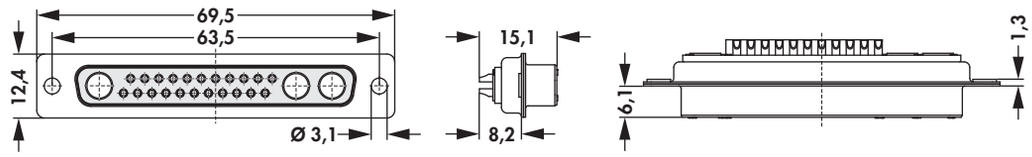

art. no.	design	signal contacts	high-power contacts
DBM 25W3 L ...	female	22	max. 3

please indicate: **... type of mounting (optional)**

GN M3 = threaded rivet with M3
GN UN = threaded rivet with UNC 4-40
GNS M3 = threaded rivet and screwing bolt with M3
GNS UN = threaded rivet and screwing bolt with UNC 4-40

casing frame:	steel, tin plated

EL.ITALIA
www.elitaliaweb.it
info@elitaliaweb.it
+39 0233611626

D-Sub mixed layout connectors

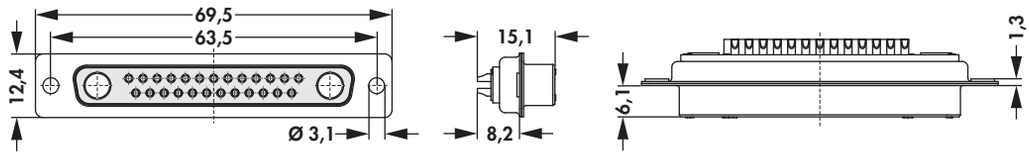

art. no.	design	signal contacts	high-power contacts
DBM 27W2 L ...	female	25	max. 2

please indicate: **... type of mounting (optional)**

GN M3 = threaded rivet with M3
GN UN = threaded rivet with UNC 4-40
GNS M3 = threaded rivet and screwing bolt with M3
GNS UN = threaded rivet and screwing bolt with UNC 4-40

casing frame:	steel, tin plated

EL.ITALIA
www.elitaliaweb.it
info@elitaliaweb.it
+39 0233611626

fischer elektronik

D-Sub mixed layout connectors

Female headers

- gold-plated signal contacts, straight
- equipped with turned precision contacts
- with PCB connection, straight
- combinable with high-power contacts **HAB ...** ➔ I 29 - I 30

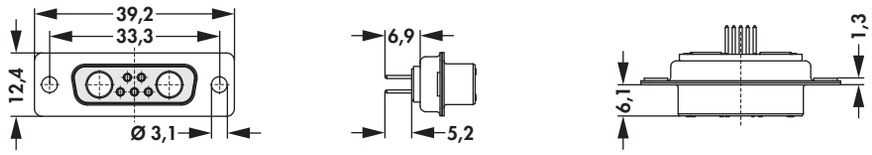

art. no.	design	signal contacts	high-power contacts
DBM 7W2 T ...	female	5	max. 2

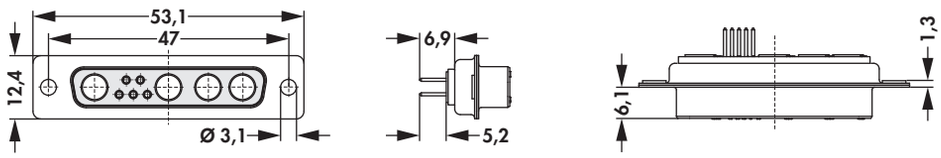

art. no.	design	signal contacts	high-power contacts
DBM 9W4 T ...	female	5	max. 4

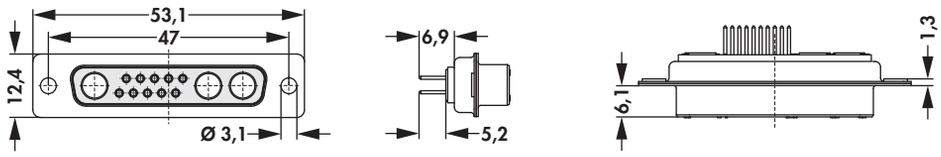

art. no.	design	signal contacts	high-power contacts
DBM 13W3 T ...	female	10	max. 3

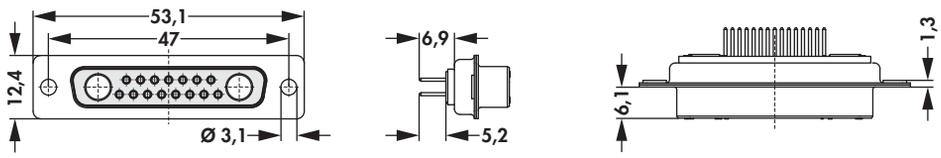

art. no.	design	signal contacts	high-power contacts
DBM 17W2 T ...	female	15	max. 2

please indicate: **... type of mounting (optional)**

RC M3 = **snap-in-clip with M3**
RC UN = **snap-in-clip with UNC 4-40**
RCS M3 = **snap-in-clip and screwing bolt with M3**
RCS UN = **snap-in-clip and screwing bolt with UNC 4-40**

casing frame:	steel, tin plated

EL.ITALIA
www.elitaliaweb.it
info@elitaliaweb.it
+39 0233611626

Female headers

- gold-plated signal contacts, angled
- equipped with turned precision contacts
- with PCB connection, angled
- combinable with high-power contacts **HAB ...** ➔ I 27 - I 28

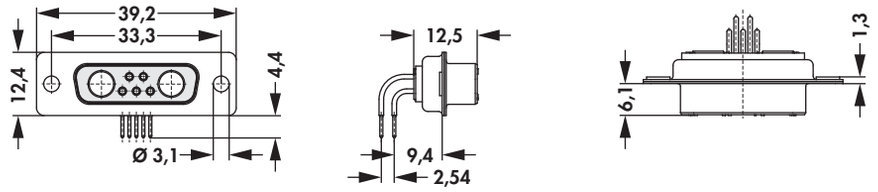

art. no.	design	signal contacts	high-power contacts
DBM 7W2 TA ...	female	5	max. 2

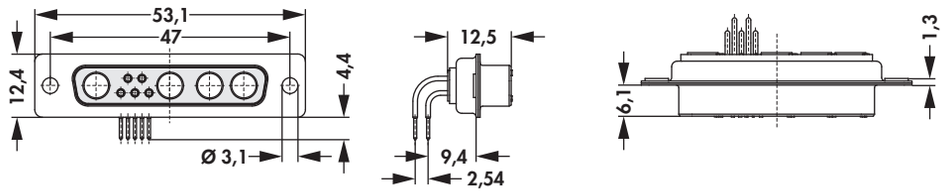

art. no.	design	signal contacts	high-power contacts
DBM 9W4 TA ...	female	5	max. 4

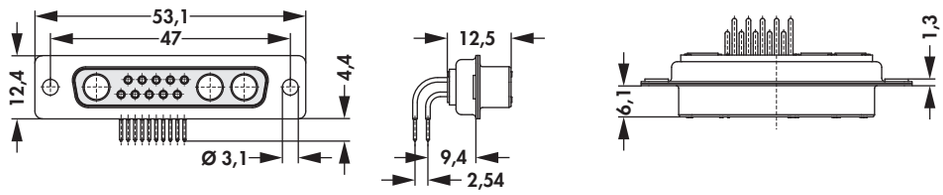

art. no.	design	signal contacts	high-power contacts
DBM 13W3 TA ...	female	10	max. 3

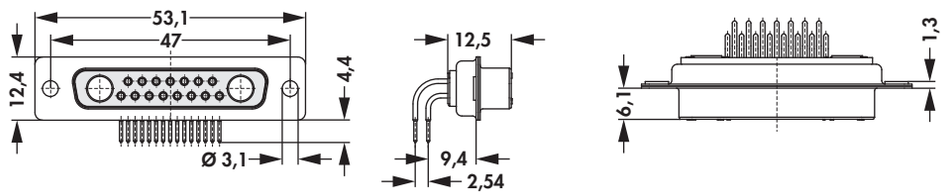

art. no.	design	signal contacts	high-power contacts
DBM 17W2 TA ...	female	15	max. 2

please indicate: **... type of mounting (optional)**

MW M3 = metal angle with M3
MW UN = metal angle with UNC 4-40
MWS M3 = metal angle screwing bolt with M3
MWS UN = metal angle and screwing bolt with UNC 4-40

casing frame:	steel, tin plated

EL.ITALIA
www.elitaliaweb.it
info@elitaliaweb.it
+39 0233611626

fischer elektronik

High-power contacts, loose

Pin contacts

– 10 A / 20 A / 40 A
– combinable with cases **DSM ... ➔ I 17-I 21**

– straight, with solder bucket connection

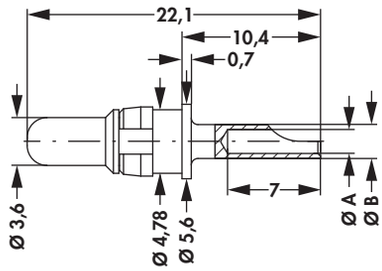

art. no.	current [A]	dim. [mm] A	dim. [mm] B
HAS 10 L	10	1.8	2.55
HAS 20 L	20	2.8	3.70
HAS 40 L	40	4.8	5.60

– straight, with connection crimp

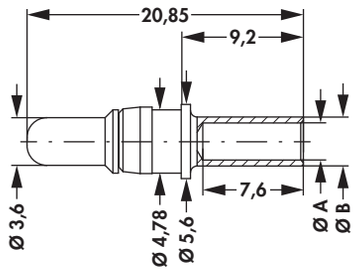

art. no.	current [A]	dim. [mm] A	dim. [mm] B
HAS 10 C	10	1.8	2.55
HAS 20 C	20	2.8	3.70
HAS 40 C	40	4.8	5.60

– straight, with PCB connection

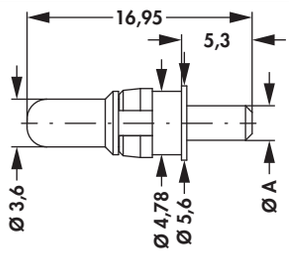

art. no.	current [A]	dim. [mm] A
HAS 10 T	10	2.0
HAS 20 T	20	2.6
HAS 40 T	40	3.2

EL.ITALIA
www.elitaliaweb.it
info@elitaliaweb.it
+39 0233611626

High-power contacts, loose

– angled, with PCB connection (tin-plated)

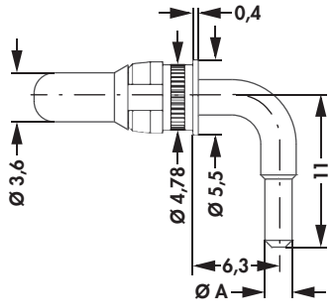

art. no.	current [A]	dim. [mm] A
HAS 10 TA	10	2.00
HAS 20 TA	20	2.85
HAS 40 TA	40	3.75

EL.ITALIA
www.elitaliaweb.it
info@elitaliaweb.it
+39 0233611626

High-power contacts, loose

Socket contact

– 10 A / 20 A / 40 A
– combinable with cases **DBM ...** ➔ I 22-I 26

– straight, with solder bucket connection

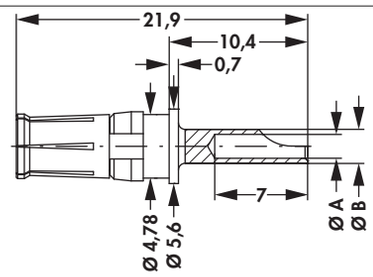

art. no.	current [A]	dim. [mm] A	dim. [mm] B
HAB 10 L	10	1.8	2.55
HAB 20 L	20	2.8	3.70
HAB 40 L	40	4.8	5.60

– straight, with connection crimp

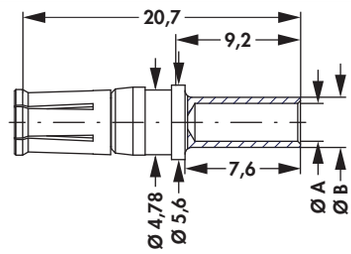

art. no.	current [A]	dim. [mm] A	dim. [mm] B
HAB 10 C	10	1.8	2.55
HAB 20 C	20	2.8	3.70
HAB 40 C	40	4.8	5.60

– straight, with PCB connection

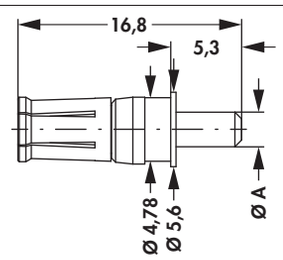

art. no.	current [A]	dim. [mm] A
HAB 10 T	10	2.0
HAB 20 T	20	2.6
HAB 40 T	40	3.2

EL.ITALIA
www.elitaliaweb.it
info@elitaliaweb.it
+39 0233611626

High-power contacts, loose

– angled, with PCB connection (tin-plated)

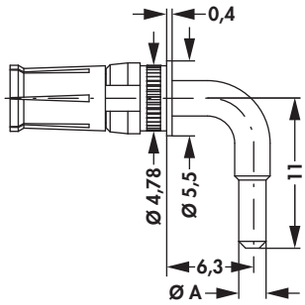

art. no.	current [A]	dim. [mm] A
HAB 10 TA	10	2.00
HAB 20 TA	20	2.85
HAB 40 TA	40	3.75

EL.ITALIA
www.elitaliaweb.it
info@elitaliaweb.it
+39 0233611626

fischer elektronik

260°C

D-Sub in SMD-mounting

Male and female headers

– **packing:** tape and reel (150 pcs/reel); reel outer diameter 330 mm

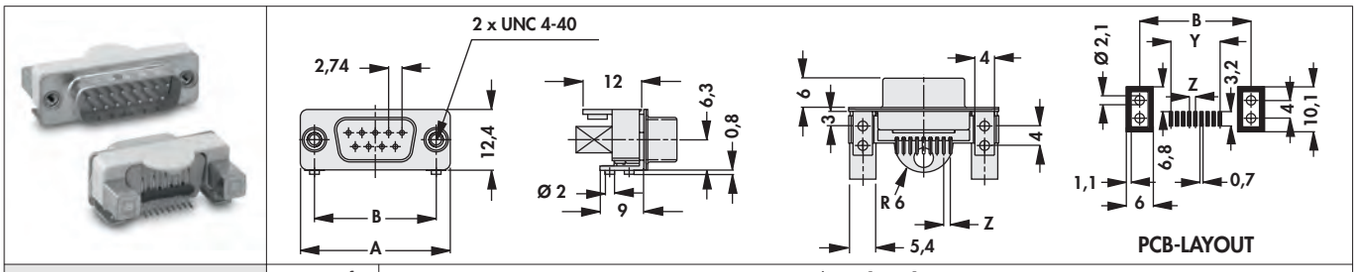

art. no.	no. of contacts	dim. [mm] A	B	Y	Z
DS 09 SMD TR	9	30.8	25.0	10.98	1.37
DS 15 SMD TR	15	39.2	33.3	19.20	
DS 25 SMD TR	25	53.1	47.0	33.12	1.38
DS 37 SMD TR	37	69.5	63.5	49.68	

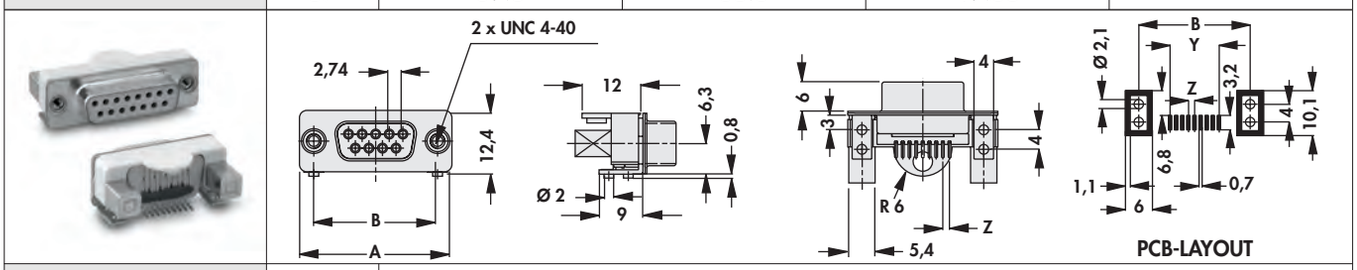

art. no.	no. of contacts	dim. [mm] A	B	Y	Z
DB 09 SMD TR	9	30.8	25.0	10.98	1.37
DB 15 SMD TR	15	39.2	33.3	19.20	
DB 25 SMD TR	25	53.1	47.0	33.12	1.38
DB 37 SMD TR	37	69.5	63.5	49.68	

EL.ITALIA
www.elitaliaweb.it
info@elitaliaweb.it
+39 0233611626

Technical data: USB / RJ / D-Sub connectors

	USB 2 A 180, USB 2 A 90, USB 2 A 90 V, USB 2 B 90	USB 2 B 180	USB MN 2 B, USB MN 2 B SMD	USB 2 A SMD, USB 2 B SMD
contact material	CuSn alloy			
surface contact / contact sleeve	Ni+≥0.2µm Au (selective)			
cycles of operation	1500		5000	1500
nominal current	0.5 A			
nominal voltage	40 V_{RMS}/V_{DC}			
insulating body material		PA, white		
temperature range	-25°C ... +85°C (230°C / 5s)		-40°C ... +105°C (260°C / 10s)	-25°C ... +85°C (260°C / 10s)
class of inflammability	UL 94 V-0			
	USB MC 2 B SMD	**USB 3 A 90, USB 3 A 90 V**	**USB 31 C**	**RJ 45 G, RJ 45 U**
contact material	CuSn alloy			
surface contact / contact sleeve	Ni+≥0.2µm Au (selective)			
cycles of operation	10000	1500	10000	750
nominal current	1 A for Pin 1-5 / 1.8 A for Pin 1, 5 / 0.5 A for Pin 2-4	0.5 A	5 A for VBUS Pin / 1.25 A for VCONN Pin	1 A
nominal voltage	40 V_{RMS}/V_{DC}			125 V_{RMS}/V_{DC}
insulating body material				
temperature range	-30°C ... +80°C (260°C / 10s)	-25°C ... +85°C (230°C / 5s)	40°C ... +85°C (260°C / 10s)	-55°C ... +105°C (230°C / 5s)
class of inflammability	UL 94 V-0			
	RJ 45 LED	**DB ... L IP 67, DS ... L IP 67**	**DS ..., DB ...**	**HD B ..., HD S ...**
contact material	CuSn alloy	Cu-alloy		
surface contact / contact sleeve	Ni+≥0.2µm Au (selective)	hard gold plated over nickel		
cycles of operation	750			
quality class / cyces of operation		quality class 2 = 200 cycles of operation		
volume resistance			≤10 mΩ before strain, ΔR 10 mΩ after strain according to DIN 41652. part 2 (MIL-C-24308)	
air gap and creep distance			cont.-contact <1mm/ contact-earth <1mm	cont.-contact <0.6mm/ contact-earth <0.6mm
nominal current	1 A	5A (20°C)		3A (20°C)
nominal voltage	125 V_{RMS}/V_{DC}	125 V AC	125 V DC	60 V AC
test voltage		1000 V		
insulating body material		PBT, GF		
temperature range	0°C ... +70°C	-55°C... +125°C		
class of inflammability	UL 94 V-0			
insulation resistance		≥5 GΩ		

EL.ITALIA
www.elitaliaweb.it
info@elitaliaweb.it
+39 0233611626

Technical data: USB / RJ / D-Sub connectors

	DS BK ..., DB BK ...	DBM ..., DBM ... TA, DSM ..., DSM ... TA	HAB ... C, HAB ... L, HAB ... T, HAS ... C, HAS ... L, HAS ... T	HAB ... TA, HAS ... TA
contact material	Cu-alloy			
surface contact / contact sleeve	hard gold plated over nickel	nickel-phosphorus-gold-surface/ (≥0.1µm Au over 2...4µm chem. NiP)	Ni+≥0.2µm Au	Ni+≥0.2µm Au (selective)
quality class / cyces of operation	quality class 3 = 50 cycles of operation	quality class 2 = 200 cycles of operation		
volume resistance	≤10 mΩ			
air gap and creep distance	<0.9mm according to VDE0110			
nominal current	1A at AWG 28/ 1.5A at AWG 26	signal contact: ≤5 A/ power contact: ≤10 A / 20 A / 40 A	power contact: ≤10 A / 20 A / 40 A	
nominal voltage		125 V AC		
test voltage	1000 V DC	1000 V		
insulating body material	PBTP, GF	Polyester, GF		
temperature range	-55°C... +125°C		-55°C... +150°C	
class of inflammability	UL 94 V-0			
insulation resistance	1 GΩ	≥5 GΩ		
	DH M ... UN4, DH MA ... UN4	**DH K ... UN4, DH KM ... UN4**	**DH ... L IP 67**	**DH ... S, DH ... M, DH SV ...**
insulating body material	zinc die-casting nickel-plated	ABS		
temperature range	-40°C... +120°C	-40°C... +85°C		
class of inflammability	UL 94 V-0			
surface of case	zinc die-casting nickel-plated	plastic, black/ plastic, metallized	plastic, black	plastic, black/ plastic, metallized
	KT SV	**DH ... K DH ... KM**	**BADM ...**	**BADK ...**
insulating body material	EPTR	ABS		ABS
class of inflammability	UL 94 V-0 (at thickness ≥3mm), UL 94 V-1	UL 94 V-0		UL 94 V-0
surface of case		plastic, black/ plastic, metallized	metal	plastic, grey

	HFK S ... HFK B ...	HFD ...	SSK S ... SSK B ...
insulating body material	ABS	Silicone, filled with silver-plated coper particles	Polyethylene
temperature range	-35°C ... +85°C		
class of inflammability	UL 94 V-0		

EL.ITALIA
www.elitaliaweb.it
info@elitaliaweb.it
+39 0233611626