Jumper links / Separable jumpers

Jumper links



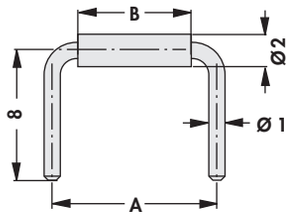

art. no.	dim. [mm] A	dim. [mm] B	art. no.	dim. [mm] A	dim. [mm] B
LB 02 G	5.08	2.0	**LB 04 G**	10.16	7.0
LB 03 G	7.62	4.5	**LB 06 G**	15.24	12.0
surface of contact:	gold-plated				

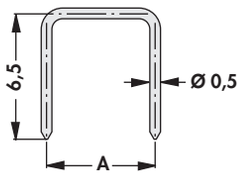

art. no.	dim. [mm] A	art. no.	dim. [mm] A
CB 1 ...	2.54	**CB 6 G**	7.62
CB 3 ...	5.08		

please indicate: **... surface of contact**
G = gold-plated
Z = tin-plated



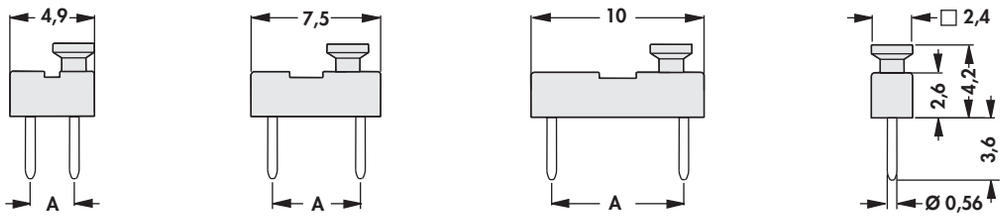

art. no.	dim. [mm] A	art. no.	dim. [mm] A
LEB 01 G	2.54	**LEB 03 G**	7.62
LEB 02 G	5.08		
surface of contact:	gold-plated		



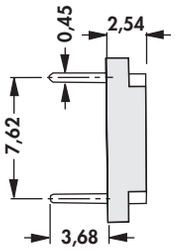

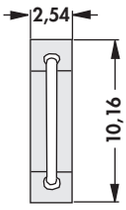

art. no.
PSB 03 G
surface of contact: gold-plated

Jumper links / Separable jumpers

Separable jumpers for soldering technology

– the contacts have a preformed dividing groove and can easily be separated with a screwdriver



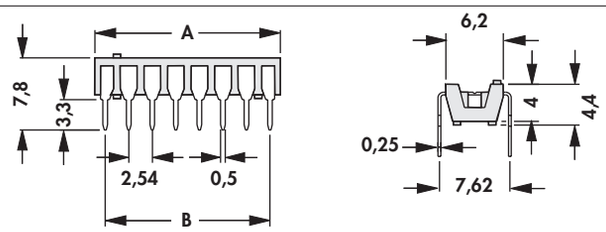

art. no.	no. of contacts	dim. [mm] A	dim. [mm] B	art. no.	no. of contacts	dim. [mm] A	dim. [mm] B
CAB 3 06 03 Z	6	7.30	5.08	**CAB 3 14 03 Z**	14	17.46	15.24
CAB 3 08 03 Z	8	9.84	7.62	**CAB 3 16 03 Z**	16	20.00	17.78
CAB 3 12 03 Z	12	14.92	12.70				
surface of contact:	tin-plated						

Jumper links, grid spacing 2.54 mm, □ 0.635 mm

– **separable!** any requested number of contact can be delivered



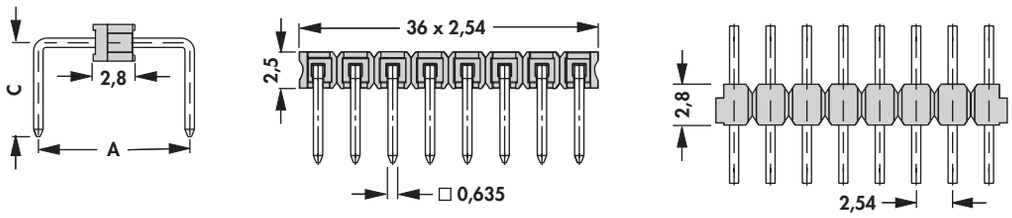

art. no.	dim. [mm] A	dim. [mm] C	art. no.	dim. [mm] A	dim. [mm] C
LB SL 0508 ...	5.08	6.1	**LB SL 1016 ...**	10.16	6.1
LB SL 0762 ...	7.62		**LB SL 1524 ...**	15.24	

please indicate: **... no. of contacts 1 - 36** **... surface of contact G = gold-plated Z = tin-plated**

Jumper links, grid spacing 2.00 mm, □ 0.5 mm

– **separable!** any requested number of contact can be delivered



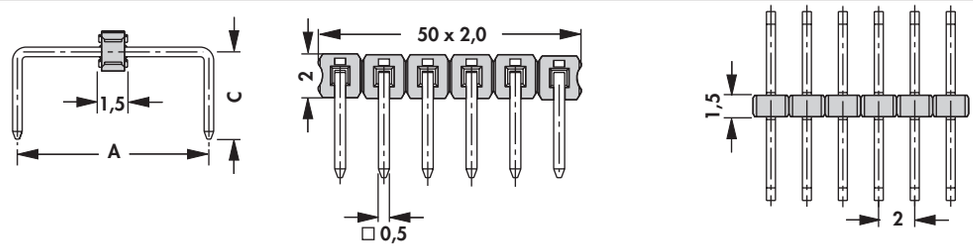

art. no.	dim. [mm] A	dim. [mm] C
LB SLY 06 ...	6	4.5

please indicate: **... no. of contacts 1 - 50** **... surface of contact G = gold-plated Z = tin-plated**

EL.ITALIA
www.elitaliaweb.it
info@elitaliaweb.it
+39 0233611626

Jumper links / Separable jumpers

Jumper link for LED- and standard-PCBs

– in SMD-technology
– □ 0,635 mm
– **separable!** any requested number of contact can be delivered



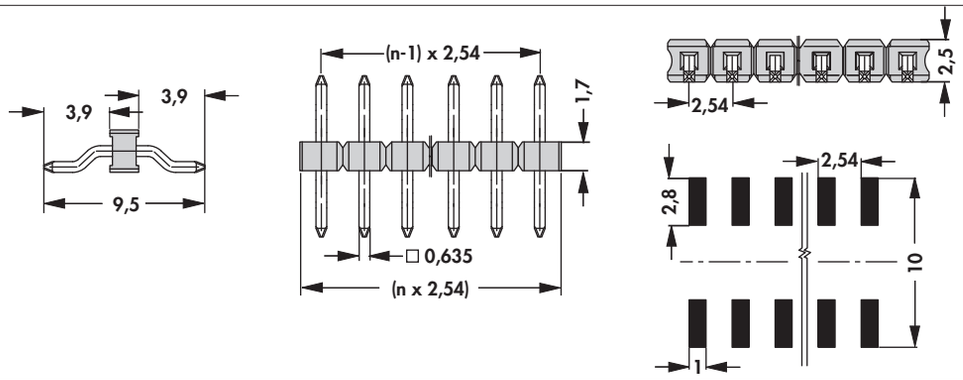

art. no.		
LB SL LP 039 SMD ...		
please indicate:	**... no. of contacts** **2 - 20**	**... surface of contact** **G = gold-plated** **Z = tin-plated**

Technical data: Sockets

	LEB ... G	PSB 03 G	CAB 3 ... 03 Z	LB SL ..., LB SL LP ...
contact material	CuZn-alloy	phosphor bronze	brass	CuSn alloy
surface contact / contact sleeve	Ni+0.15µm Au	Ni+≥0.2µm Au	Ni+4...6µm Sn	Ni+4...6µm Sn/ Ni +≥0.2µm Au
volume resistance				5 mΩ
nominal current	3 A		1.5 A	3 A
nominal voltage	150 V DC	125 V AC	100 V DC	250 V DC
test voltage	1000 V		1000 V	2000 V
insulating body material	thermoplastic polyester	PA 6. GF	PPS, GF	PA 4.6. GF
temperature range	-55°C... +125°C		-40°C... +200°C/ (260°C/10 s)	-40°C... +163°C/ (260°C/10 s)
class of inflammability	UL 94 V-0		UL 94 V-0	
specific insulation resistance			$>10^{12}$ Ω·m	$>10^{7}$ Ω·m
	LB SLY 06 ...	**1706 G, PEK G, WWPS 1 G**	**PK 1 ..., SK 19 ...**	**1831 Z, SIL 1 ..., SK 06 ..., SK 13 X 2 G**
contact material	CuSn alloy	CuZn-alloy		
surface contact / contact sleeve	Ni+4...6µm Sn/ Ni +≥0.2µm Au	Ni+≥0.2µm Au	Ni+≥0.2µm Au/ Ni+4...6µm Sn	
inner contact spring material		CuBe-alloy		
inner contact spring surface		Ni+0,75µm Au	Ni+0,25µm Au	Ni+0,75µm Au
insert depth		2.5...3.6mm		
insertion / drawing force		4 lamellas contact/ 1.8 N/1.4 N		
volume resistance	5 mΩ			
nominal current	3 A	1.5 A		
nominal voltage	100 V DC	60 V DC		
test voltage	500 V	1000 V		
insulating body material	PA 4.6. GF			
temperature range	-40°C... +163°C/ (260°C/10 s)			
class of inflammability	UL 94 V-0			
specific insulation resistance	$>10^{7}$ Ω·m			

EL.ITALIA
www.elitaliaweb.it
info@elitaliaweb.it
+39 0233611626