ELITALIA tel. 02.33.61.16.26 www.elitaliaweb.it fax 02.26.26.10.09 info@elitaliaweb.it

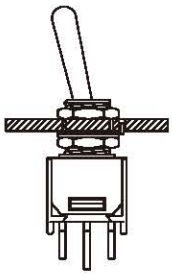

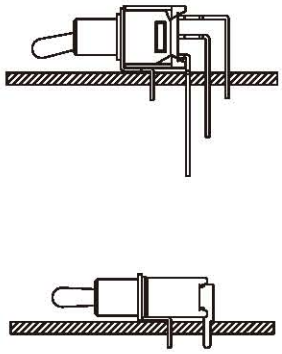

SPECIFICATIONS:

CONTACT RATING: Refer to "Contact Material Options" for more info.
ELECTRICAL LIFE: 30,000 make-and-break cycles at full load.
CONTACT RESISTANCE: 20mΩ max. initial @2-4VDC
100mA for both silver and gold plated contacts.
INSULATION RESISTANCE: 1,000MΩ min.
DIELECTRIC STRENGTH: 1,500V RMS @ sea level.
OPERATING TEMPERATURE: -30°C to +85°C.

MATERIALS:

CASE: Diallyl phthalate (DAP)(UL 94V-0).
TOGGLE HANDLE: Brass, chrome plated.
BUSHING: Brass, nickel plated.
HOUSING: Stainless steel.
SWITCH SUPPORT: Brass, tin plated.
TERMINAL SEAL: Epoxy.

Specifications and Dimensions subject to change

If your preferred product configuration is not shown, please contact our sales representative for custom design.

HOW TO ORDER SYSTEM

200 [ ] — [ ] — [ ] — [ ] — [ ] — [ ]

Switch Function
MSP-1 On-None-On
MSP-2 On-None-(On)
MSP-3 On-Off-On
MSP-4 (On)-Off-(On)
MSP-5 On-Off-(On)
MDP-1 On-None-On
MDP-2 On-None-(On)
MDP-3 On-Off-On
MDP-4 (On)-Off-(On)
MDP-5 On-Off-(On)

Actuator
T1 9.50 (.374") high
T2 6.00 (.236") high
T3 7.90 (.311") high
T4 11.40 (.449") high

Bushing
B1 5.50 (.217") high, flat
B2 B1 unthreaded
B3 5.50 (.217") high, keyway
B4 B3 unthreaded
B5 8.00 (.315") high, flat
B6 B5 unthreaded
B7 6.60 (.260") high, keyway
B8 B7 unthreaded

Termination
M1 Solder lug
M2 PC thru-hole
M6 Right angle, PC thru-hole
M61 Right angle, snap-in
M7 Vertical, right angle PC thru-hole
M71 Vertical, right angle snap-in
VS2 Vertical mount, 8.90 (.350") high
VS21 Vertical mount, snap-in 8.90 (.350") high
VS3 Vertical mount, 9.10 (.358") high

Contact Material
Q Silver
P Silver (tin plated term.)
R Gold
K Gold (tin plated term.)
G Silver (gold over silver term.)

Seal
E Epoxy
0 W/O Epoxy

SPDT

Model No.	Switching Position		
MSP-1	ON	NONE	ON
MSP-2	ON	NONE	(ON)
MSP-3	ON	OFF	ON
MSP-4	(ON)	OFF	(ON)
MSP-5	ON	OFF	(ON)
Term. Comm.	2-3	OPEN	2-1

Schematic 2Comm.

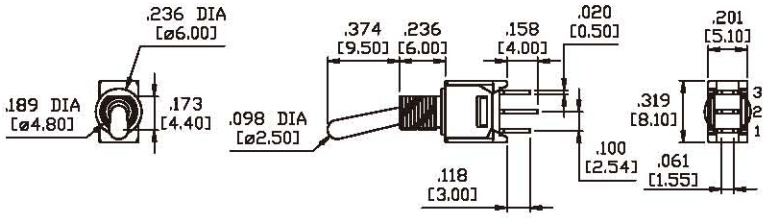

DPDT

Model No.	Switching Position		
MDP-1	ON	NONE	ON
MDP-2	ON	NONE	(ON)
MDP-3	ON	OFF	ON
MDP-4	(ON)	OFF	(ON)
MDP-5	ON	OFF	(ON)
Term. Comm.	2-3,5-6	OPEN	2-1,5-4

Schematic 2Comm. 5Comm.

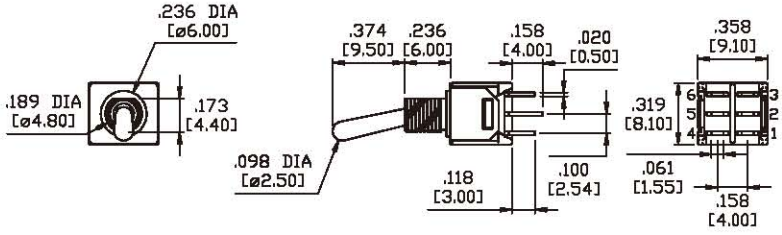

ACTUATOR OPTIONS

T1

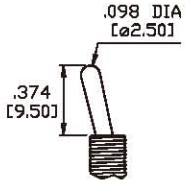

T2

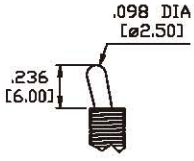

T3

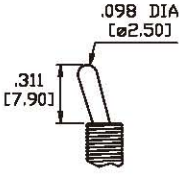

T4

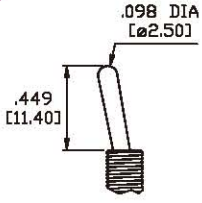

* Actuator length shown above is with B1 bushing M1 and M2 terminals.
* please consult us for detailed spec on specific item.

BUSHING OPTIONS

B1 THD
B2 NON-THD

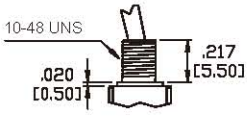

B3 THD
B4 NON-THD

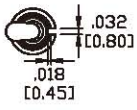

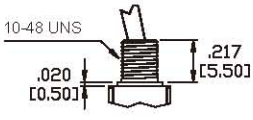

B5 THD
B6 NON-THD

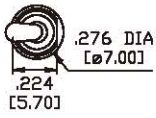

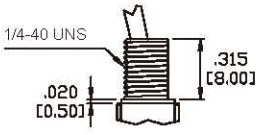

B7 THD
B8 NON-THD

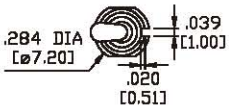

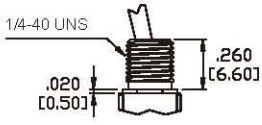

( )=MOMENTARY

PANEL MOUNTING

10-48 INCH BUSHING

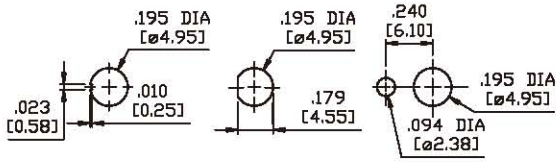

WITHOUT LOCKING RING

WITH STD. LOCKING RING

1/4 INCH BUSHING

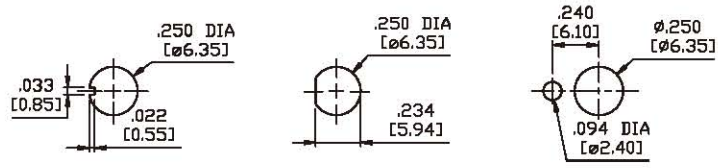

WITHOUT LOCKING RING

WITH STD. LOCKING RING

TERMINATION OPTIONS

M1 STD. SOLDER LUG / M2 PC THRU-HOLE

THK .020 [0.50]

THK .020 [0.50]

M1 STD. SOLDER LUG / M2 PC THRU-HOLE

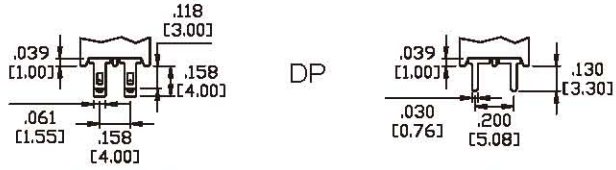

THK .020 [0.50]

THK .020 [0.50]

M6

P.C.MOUNTING

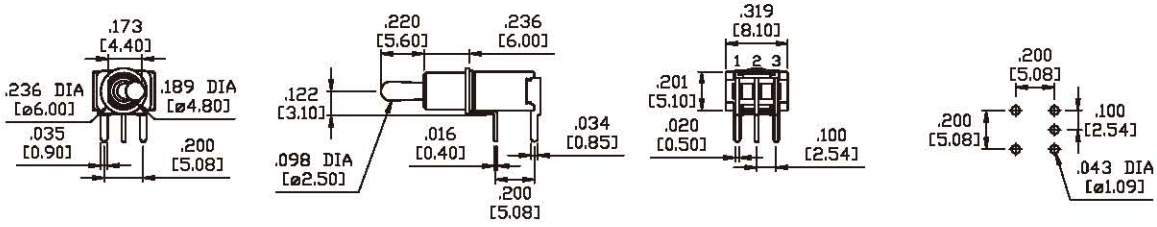

SPDT

M6

P.C.MOUNTING

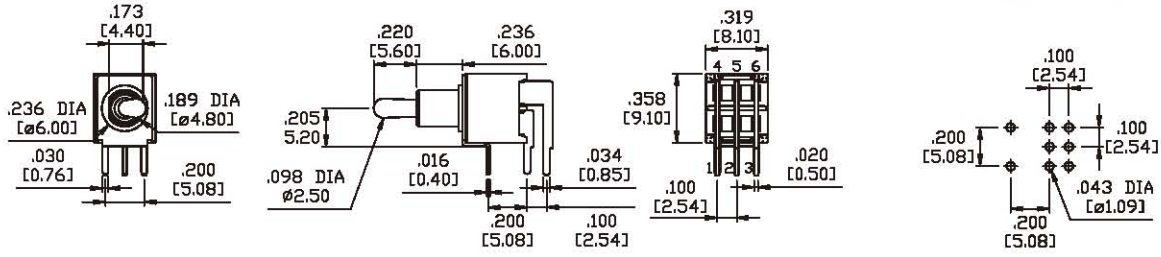

DPDT

M7

P.C.MOUNTING

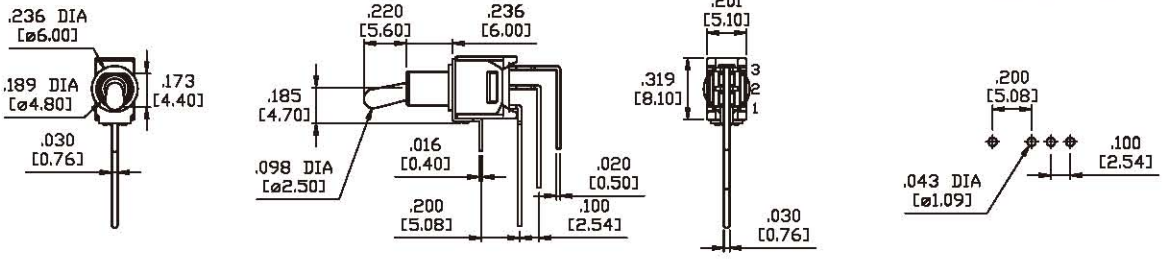

SPDT

TERMINATION OPTIONS

M7

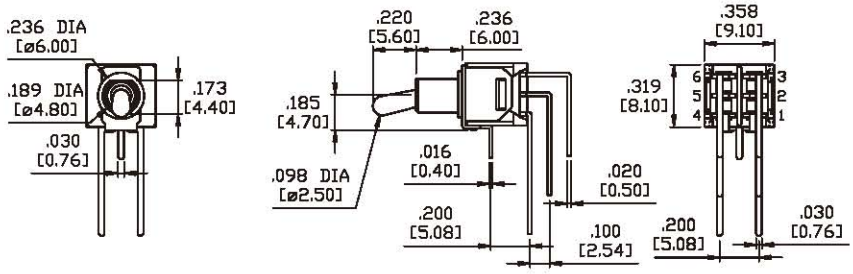

P.C.MOUNTING

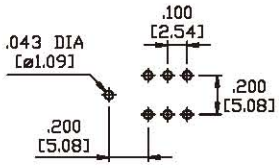

DPDT

VS2-VS3

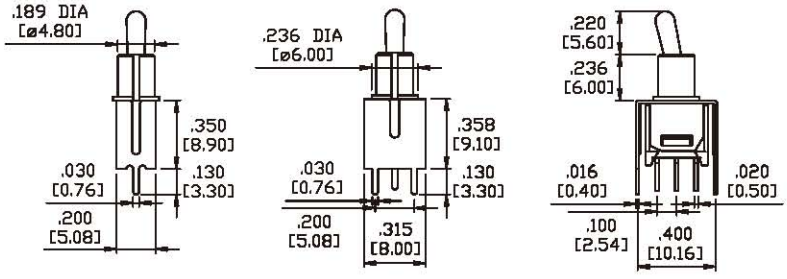

P.C.MOUNTING

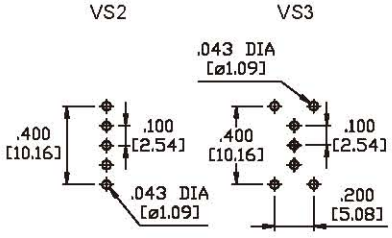

SPDT

VS2-VS3

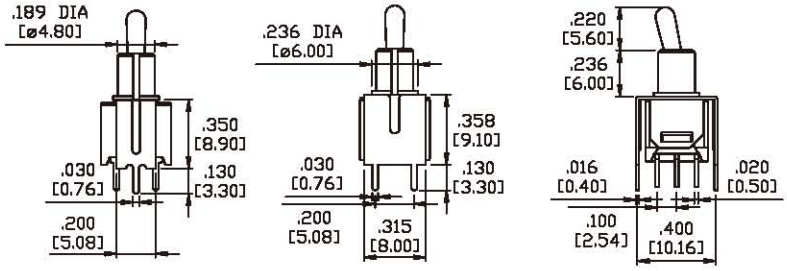

P.C.MOUNTING

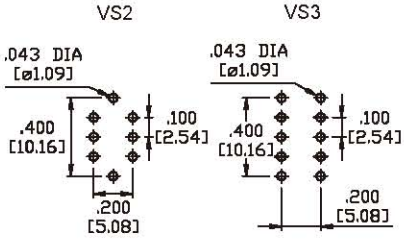

DPDT

SNAP-IN TERMINATION OPTIONS

M61

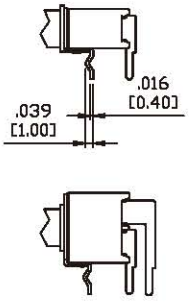

M71

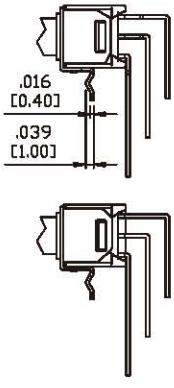

VS21

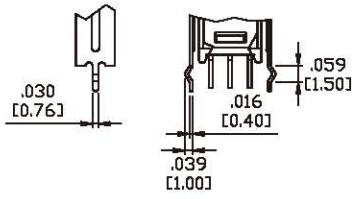

* PC Mounting for M61,M71,VS21 refer to M6,M7,VS2 respectively.

HARDWARE

NUT

STD. HDW21

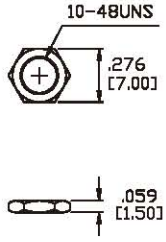

LOCK WASHER

STD. HDW22

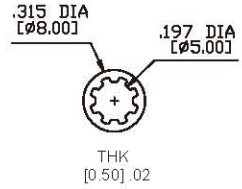

LOCKING RING (OPTIONAL)

HDW23

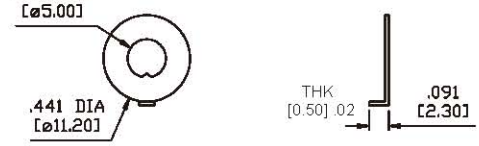

HDW24

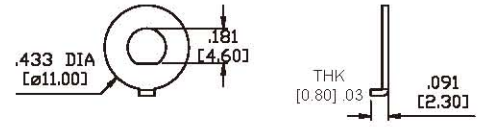

CONTACT MATERIAL OPTIONS

Coding	Contact Material	Terminal Plating	Rating	Agency Approvals
Q	Silver [1]	Silver plated [1]	3Amps @ 125VAC or 28VDC 1.5Amps @ 250VAC	
P		Tin plated [5 7]		
R	Gold [2]	Gold plated [4]	0.4VA max @ 20V max (AC or DC)	
K		Tin plated [5 6]		
G	Silver [1]	Gold over silver [3]	3Amps @ 125VAC or 28VDC 1.5Amps @ 250VAC	

1. Movable Contact / Terminals: Copper alloy, silver plated.
2. Movable Contact: Copper alloy with gold plated over nickel plated.
3. Terminals: Silver plated with outer layer in gold plating.
4. Terminals: Copper alloy, with gold plated over nickel plated.
5. Outer Terminals: Copper alloy with pure tin plated.
6. Terminal Contact: Gold plated over nickel plated.
7. Terminal Contact: Palladium nickel alloy (or Silver) plated.

* P, K not available with M1 terminal.