ELITALIA tel. 02.33.61.16.26 www.elitaliaweb.it fax 02.26.26.10.09 info@elitaliaweb.it

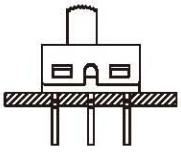

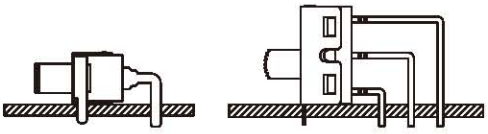

SPECIFICATIONS:

CONTACT RATING: Refer to "Contact material Options" for more info.
CONTACT RESISTANCE: 10mΩ max. initial @ 2-4VDC 100mA for both silver and gold plated contacts.
ELECTRICAL LIFE: 50,000 actuations at full load.
INSULATION RESISTANCE: 1,000MΩ Min.
DIELECTRIC STRENGTHS: 1,500V RMS @ sea level.
OPERATION TEMPERATURE: -30°C to +85°C.

MATERIALS:

CASE: Diallyl phthalate(DAP)(UL 94V-0).
HOUSING: Stainless Steel.
SLIDE HANDLE: Nylon 6, black standard.
TERMINAL SEAL: Epoxy.

Specifications and Dimensions subject to change

If your preferred product configuration is not shown, please contact our sales representative for custom design.

HOW TO ORDER SYSTEM

500 [ ] — [ ] — [/] — [ ] — [ ] — [ ] — [ ]

Switch Function
SSP-1 On-None-On
SSP-2 On-None-(On)
SSP-3 On-Off-On
SDP-1 On-None-On
SDP-3 On-Off-On

Actuator
S1 5.10 (.201") high
S2 7.65 (.301") high
S3 9.40 (.370") high
S4 3.55 (.140") high
S5 1.35 (.053") high, for DPDT only
S6 12.40 (.488") high
S7 7.90 (.311") high
T1 5.30 (.209") high, for DPDT only

Actuator Color
1 White
2 Black
3 Red
4 Orange
5 Yellow
6 Green
7 Blue
8 Brown
9 Gray

Termination
M1 Solder lug
M2 PC thru-hole
M3 Quick connect
M5-1 Wire wrap, 19.05 (.750") long
M5-2 Wire wrap, 24.48 (.964") long
M5-3 Wire wrap, 10.80 (.425") long
M5-4 Wire wrap, 26.97 (1.062") long
M6 Right angle, PC thru-hole
M61 Right angle, snap-in
M7 Vertical, right angle PC thru-hole
M71 Vertical, right angle snap-in
VS2 Vertical mount, 8.90 (.350") high
VS3 Vertical mount, 14.60 (.575") high
N1 M1 without mounting tabs

Contact Material
Q Silver
P Silver (tin plated term.)
R Gold
K Gold (tin plated term.)
G Silver (gold over silver term.)

Seal
E Epoxy
0 W/O Epoxy

SPDT

Model No.	Switching Position		
SSP-1	ON	NONE	ON
SSP-2	ON	NONE	(ON)
SSP-3	ON	OFF	ON
Term. Comm.	2-1	OPEN	2-3

Schematic

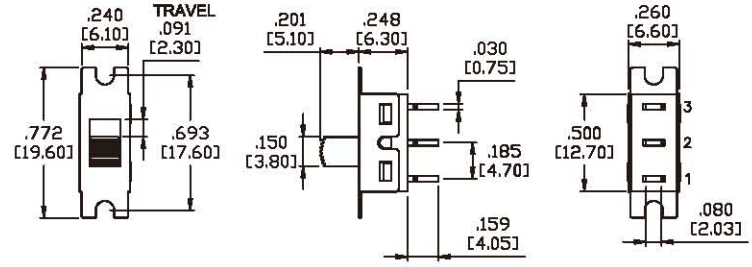

DPDT

Model No.	Switching Position		
SDP-1	ON	NONE	ON
SDP-3	ON	OFF	ON
Term. Comm.	2-1 5-4	OPEN	2-3 5-6

Schematic



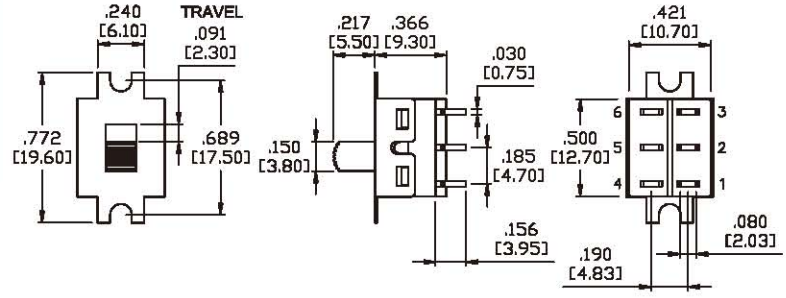

ACTUATOR OPTIONS

S1

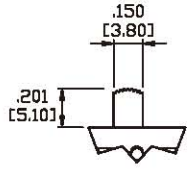

* Add 0.40 (.016) from actuator height for DPDT-M1 and M2 model.

S2

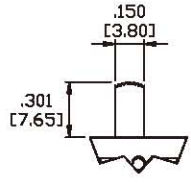

* Add 0.20 (.008) from actuator height for DPDT-M1 and M2 model.

S3

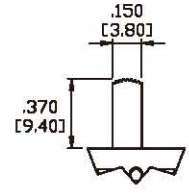

* Add 0.30 (.012) from actuator height for DPDT-M1 and M2 model.

S4

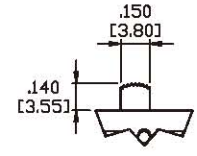

* Add 0.40 (.016) from actuator height for DPDT-M1 and M2 model.

* All actuator length shown is SPDT model with M1 and M2 terminals.

S5 FOR DPDT ONLY

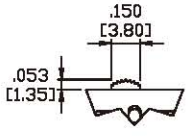

S6

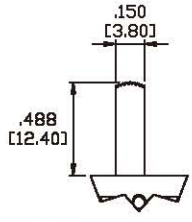

* Add 0.70 (.028) from actuator height for DPDT-M1 and M2 model.

S7

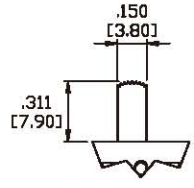

* Add 0.40 (.016) from actuator height for DPDT model.

T1 FOR DPDT ONLY

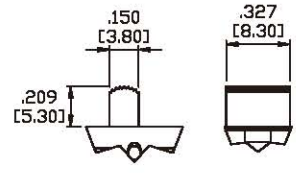

ACTUATOR COLORS	
1	White
2	Black (Std.)
3	Red
4	Orange
5	Yellow
6	Green
7	Blue
8	Brown
9	Gray

* All actuator length shown is SPDT model with M1 and M2 terminals.

TERMINATION OPTIONS

M1 STD. SOLDER LUG

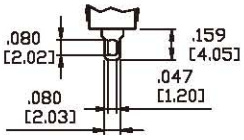

THK .030 [0.75]

* Standard with Mounting Tabs.

M2 PC THRU-HOLE

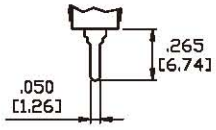

THK .030 [0.75]

M3 QUICK CONNECT

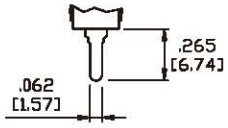

THK .030 [0.75]

M5 WIRE WRAP

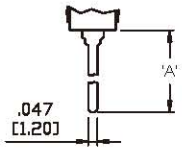

THK .030 [0.75]

OPTION CODE	DIM.'A'
M5-1	.750 [19.05]
M5-2	.964 [24.48]
M5-3	.425 [10.80]
M5-4	1.062 [26.97]

TERMINATION OPTIONS WITHOUT MOUNTING TABS

N1

SPDT

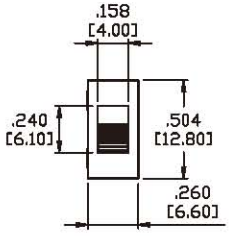

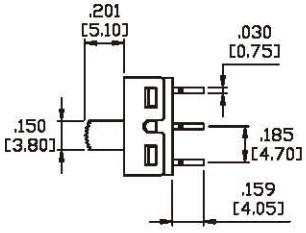

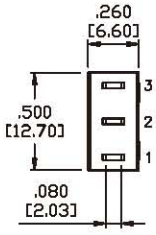

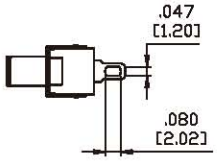

N1

DPDT

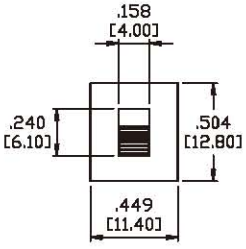

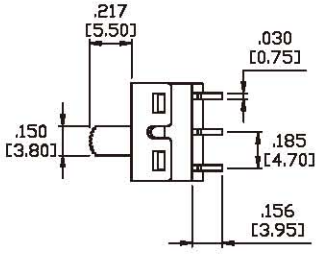

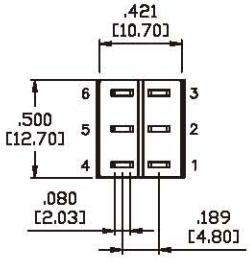

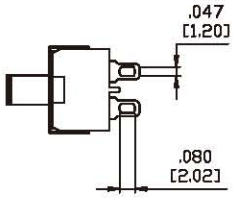

M6

SPDT

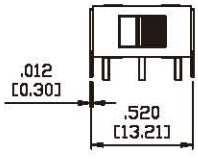

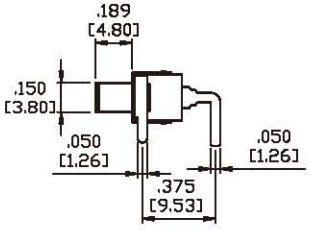

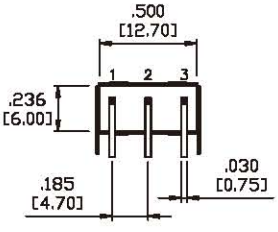

P.C.MOUNTING

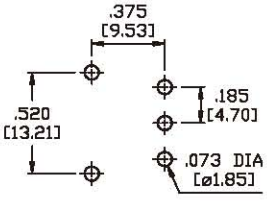

M6

DPDT

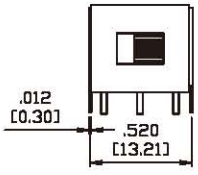

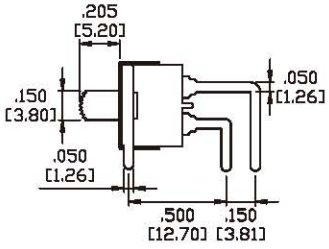

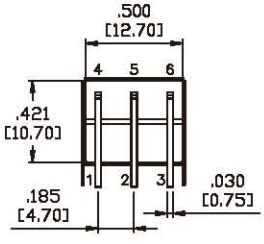

P.C.MOUNTING

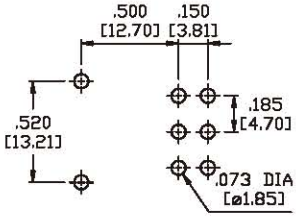

TERMINATION OPTIONS WITHOUT MOUNTING TABS

M7

P.C.MOUNTING

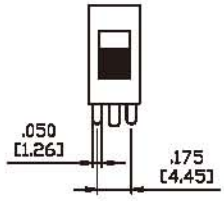

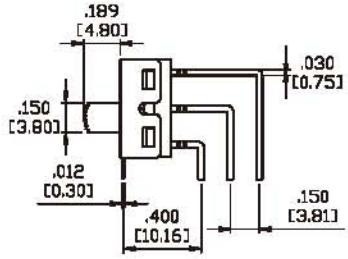

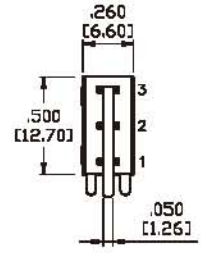

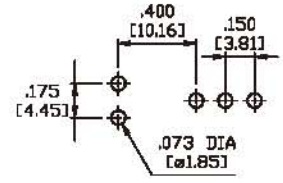

SPDT

M7

P.C.MOUNTING

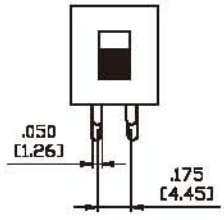

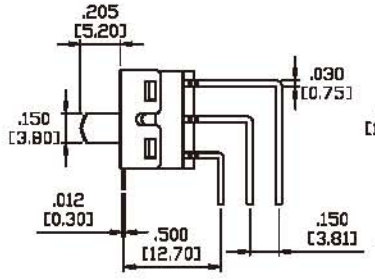

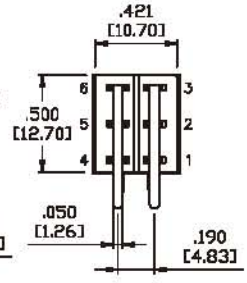

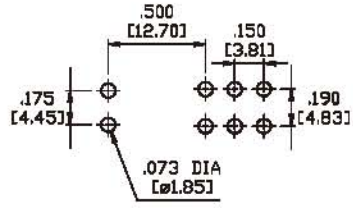

DPDT

VS-2

P.C.MOUNTING

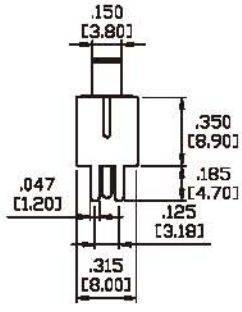

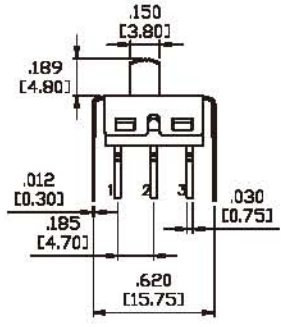

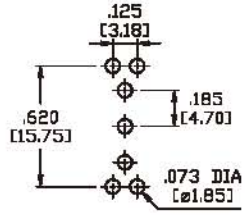

SPDT

VS-2

P.C.MOUNTING

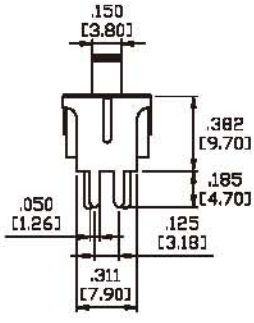

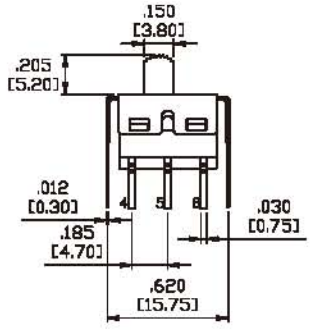

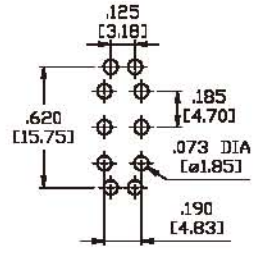

DPDT

TERMINATION OPTIONS WITHOUT MOUNTING TABS

VS-3

SPDT

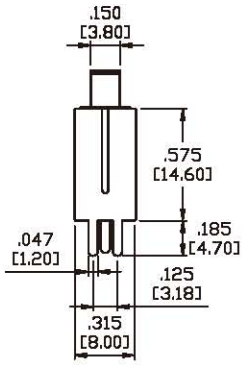

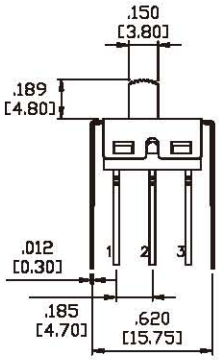

P.C. MOUNTING

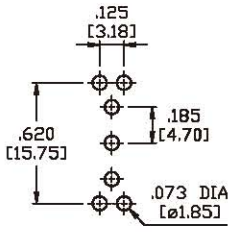

VS-3

DPDT

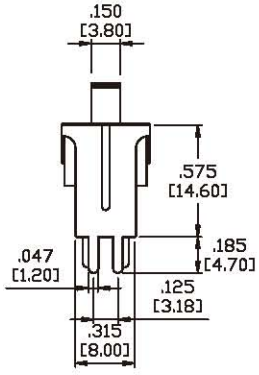

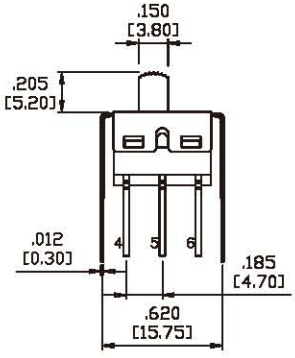

P.C. MOUNTING

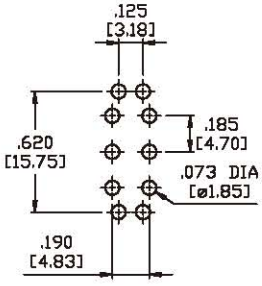

CONTACT MATERIAL OPTIONS

Coding	Contact Material	Terminal Plating	Rating	Agency Approvals
Q	Silver [1]	Silver plated [1]	5Amps @ 125VAC or 28VDC 2Amps @ 250VAC	
P		Tin plated [5 7]		
R	Gold [2]	Gold plated [4]	0.4VA max @ 20V max (AC or DC)	
K		Tin plated [5 6]		
G	Silver [1]	Gold over silver [3]	5Amps @ 125VAC or 28VDC 2Amps @ 250VAC	

1. Movable Contact / Terminals: Copper alloy, silver plated.
2. Movable Contact: Copper alloy with gold plated over nickel plated.
3. Terminals: Silver plated with outer layer in gold plating.
4. Terminals: Copper alloy, with gold plated over nickel plated.
5. Outer Terminals: Copper alloy with pure tin plated.
6. Terminal Contact: Gold plated over nickel plated.
7. Terminal Contact: Palladium nickel alloy (or Silver) plated.

* P, K is not available with M1 and M3 terminals
* 6Amps (Movable Contact: coin silver, silver plated) available with model ON-NONE-ON without UL approval