

SMD POWER INDUCTORS FAMPI0412-0515 SERIES



FEATURES :

Carbonyl powder inductor
Low loss realized with low DCR
Very low acoustic noise and very low leakage flux noise
Frequency up to 3MHz
High reliability
Halogen Free & RoHS compliant

OPTIONS :

Laptops and Pcs
Switch and servers
Base stations
DC/DC converters
Battery powered devices
SSD modules

GENERAL SPECIFICATIONS:

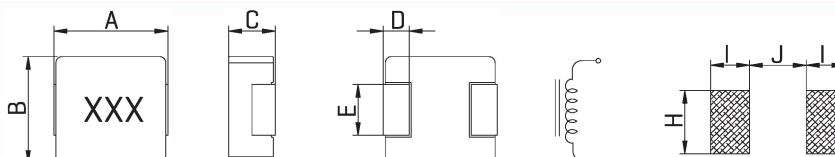
Test Frequency [Voltage]: 100KHz/1.0V
Parameters Test Temp: 25
Operation Temp: -40°C to +125°C
(Including temperature Rise)
Storage Temp: 0 - 40°C
Storage Humidity: <70% RH
Resistance to Soldering Heat: 260°C for 10 sec
Rated Current: Ind. drops of 25% typ at Isat
Temperature Rise: 40°C typ at Irms

ELECTRICAL CHARACTERISTICS:

Stamp	Inductance [uH]	FAMPI0412			FAMPI0418			FAMPI0420			FAMPI0512			FAMPI0515		
		DCR [mohm] Max	Isat [A]	Irms [A]	DCR [mohm] Max	Isat [A]	Irms [A]	DCR [mohm] Max	Isat [A]	Irms [A]	DCR [mohm] Max	Isat [A]	Irms [A]	DCR [mohm] Max	Isat [A]	Irms [A]
R10	0.10	5.50	25.0	11.5				4.00	35.0	12.0	5.20	14.5	14.0			
R18	0.18							5.40	28.0	11.5						
R22	0.22	12.0	20.0	8.50				7.30	24.0	11.0	6.70	14.0	10.7			
R33	0.33							8.60	18.0	10.0	9.40	13.5	8.50	9.80	16.0	9.00
R36	0.36										11.5	13.0	8.00			
R47	0.47	20.0	6.50	6.00				14.0	12.0	8.00	15.8	11.0	7.00	13.8	15.0	8.00
R56	0.56							17.0	10.0	7.30						
R68	0.68							19.0	10.0	7.00	24.5	9.00	6.00	16.2	13.0	7.00
1R0	1.00	50.0	6.00	4.00	30.0	6.90	4.80	27.5	8.50	5.00	30.0	6.00	5.00	25.3	9.00	6.00
1R2	1.20							30.0	7.80	4.80	40.0	5.50	4.50			
1R5	1.50	73.0	4.00	3.00				42.0	7.00	4.50	44.0	5.00	4.00	45.0	7.00	4.50
2R2	2.20	80.0	3.50	2.80	45.0	4.20	3.50	61.0	6.00	4.00	75.0	4.00	3.50	52.0	6.00	4.00
3R3	3.30	97.0	3.00	2.30				90.0	4.00	3.50	86.0	3.80	3.00	90.0	4.50	3.20
4R7	4.70	185	2.50	2.00				105	3.50	2.60	115	3.20	2.50	118	4.00	2.70
5R6	5.60	208	2.30	1.70				125	3.00	2.20	201	3.20	2.40	152	3.20	2.40
6R8	6.80	360	1.70	1.50				172	2.80	2.10	222	3.00	2.00	171	3.00	2.30
8R2	8.20	376	1.60	1.40				180	2.50	2.00	378	2.80	1.70	210	2.60	2.10
100	10.0	463	1.40	1.30				243	2.30	1.80	385	1.80	1.50	235	2.30	2.00
150	15.0							374	1.90	1.50						
220	22.0							500	1.40	1.20						

Note: When ordering, please specify tolerance code. Tolerance: K=±10%, M=±20%, N=±30%
Beyond the above specification also can meet the special requirements. Need detailed content Please to the website query or contact us

SHAPE AND DIMENSIONS AND ELECTRICAL SCHEMATIC & PAD LAYOUT



TYPE	A	B	C	D	E	H	I	J
	±0.35	±0.30	±0.20	REF	REF	REF	REF	REF
FAMPI0412	4.40	4.20	1.00	0.80	2.00	2.50	1.50	2.20
FAMPI0418	4.40	4.20	1.60	0.80	2.00	2.50	1.50	2.20
FAMPI0420	4.40	4.20	1.80	0.80	2.00	2.50	1.50	2.20
FAMPI0512	5.70	5.20	1.00	1.20	2.20	2.70	2.00	2.20
FAMPI0515	5.70	5.20	1.30	1.20	2.20	2.70	2.00	2.20

SMD POWER INDUCTORS FAMPI0518-0615 SERIES



FEATURES :

Carbonyl powder inductor
Low loss realized with low DCR
Very low acoustic noise and very low leakage flux noise
Frequency up to 3MHz
High reliability
Halogen Free & RoHS compliant

OPTIONS :

Laptops and Pcs
Switch and servers
Base stations
DC/DC converters
Battery powered deevices
SSD modules

GENERAL SPECIFICATIONS:

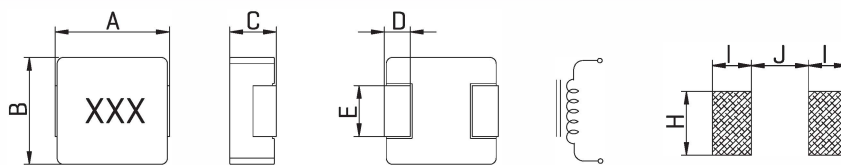
Test Frequency[Voltage]:100KHz/1.0V
Parameters Test Temp:25
Operation Temp:-40°C to +125°C
[Including temperature Rise]
Storage Temp:0 - 40°C
Storage Humidity:<70% RH
Resistance to Soldering Heat:260°C for 10 sec
Rated Current:Ind. drops of 25% typ at Isat
Temperature Rise:40°C typ at Irms

ELECTRICAL CHARACTERISTICS:

Stamp	Inductance [uH]	FAMPI0518			FAMPI0520			FAMPI0530			FAMPI0612			FAMPI0615		
		DCR [mohm] Max	Isat [A]	Irms [A]	DCR [mohm] Max	Isat [A]	Irms [A]	DCR [mohm] Max	Isat [A]	Irms [A]	DCR [mohm] Max	Isat [A]	Irms [A]	DCR [mohm] Max	Isat [A]	Irms [A]
R22	0.22										7.50	19.0	11.0	5.20	22.0	14.0
R33	0.33	8.60	15.0	11.0	7.30	21.3	12.0	5.00	18.0	14.0	10.0	16.0	9.50	7.60	18.0	11.0
R47	0.47	11.3	14.0	10.0	8.60	18.0	11.5	7.40	16.0	12.0	17.0	12.0	8.50	10.3	16.0	9.50
R68	0.68	14.3	13.0	9.00	12.4	12.8	10.0	11.5	14.0	8.50	19.0	9.00	7.00	15.2	15.0	7.50
1R0	1.00	21.0	10.0	6.80	19.2	11.7	7.00	13.5	11.0	7.00	30.0	7.00	6.00	25.8	12.0	6.50
1R2	1.20				28.0	11.0	6.20	15.5	11.0	6.50	36.0	6.80	5.00	34.0	10.5	5.60
1R5	1.50	30.0	9.00	6.00	30.5	9.80	5.50	23.0	10.0	6.00	40.0	6.50	4.50	42.5	9.50	5.00
2R2	2.20	48.3	7.50	4.50	50.0	9.00	4.20	35.0	9.00	5.50	61.0	5.00	4.00	54.0	6.50	4.50
3R3	3.30	69.0	5.00	3.50	70.0	7.30	3.30	38.0	8.00	5.00	100	4.00	3.20	70.0	6.00	4.20
4R7	4.70	98.0	4.50	3.00	106	5.00	2.80	53.0	6.00	4.60	150	3.80	2.50	108	5.00	3.80
5R6	5.60	127	4.00	2.50	122	4.00	2.50	63.0	4.50	4.25				138	4.50	3.00
6R8	6.80	137	3.50	2.40	145	3.80	2.40	76.2	4.30	4.00	198	3.00	2.10	146	3.50	2.60
8R2	8.20	165	3.00	2.30	168	3.50	2.30							184	3.20	2.40
100	10.0	190	2.80	2.30	189	3.40	2.30	126	3.50	2.75	290	2.50	1.80	216	2.80	2.30

Note:When ordering,please specify tolerance code.Tolerance:K=±10%,M=±20%,N=±30%
Beyond the above specification also can meet the special requirements.Need detailed content Please to the website query or contact us

SHAPE AND DIMENSIONS AND ELECTRICAL SCHEMATIC & PAD LAYOUT



TYPE	A	B	C	D	E	H	I	J
	±0.35	±0.30	±0.20	REF	REF	REF	REF	REF
FAMPI0518	5.70	5.20	1.60	1.20	2.20	2.70	2.00	2.20
FAMPI0520	5.70	5.20	1.80	1.20	2.20	2.70	2.00	2.20
FAMPI0530	5.70	5.20	2.80	1.20	2.20	2.70	2.00	2.20
FAMPI0612	7.30	6.60	1.00	1.60	3.00	3.50	2.35	3.70
FAMPI0615	7.30	6.60	1.30	1.60	3.00	3.50	2.35	3.70

SMD POWER INDUCTORS FAMPI0618-0650 SERIES



FEATURES:

Carbonyl powder inductor
 Low loss realized with low DCR
 Very low acoustic noise and very low leakage flux noise
 Frequency up to 3MHz
 High reliability
 Halogen Free & RoHS compliant

OPTIONS:

Laptops and Pcs
 Switch and servers
 Base stations
 DC/DC converters
 Battery powered devices
 SSD modules

GENERAL SPECIFICATIONS:

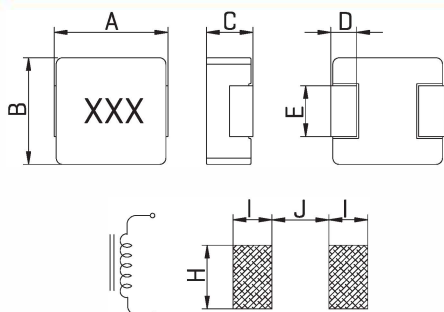
Test Frequency(Voltage):100KHz/1.0V
 Parameters Test Temp:25°C
 Operation Temp:-40°C to +125°C
 [Including temperature Rise]
 Storage Temp:0 - 40°C
 Storage Humidity:<70% RH
 Resistance to Soldering Heat:260°C for 10 sec
 Rated Current:Ind. drops of 25% typ at Isat
 Temperature Rise:40°C typ at Irms

ELECTRICAL CHARACTERISTICS:

Stamp	Inductance [uH]	FAMPI0618			FAMPI0620			FAMPI0624			FAMPI0630			FAMPI0650		
		DCR [mohm] Max	Isat [A]	Irms [A]	DCR [mohm] Max	Isat [A]	Irms [A]	DCR [mohm] Max	Isat [A]	Irms [A]	DCR [mohm] Max	Isat [A]	Irms [A]	DCR [mohm] Max	Isat [A]	Irms [A]
R10	0.10				2.40	40.0	21.0	1.70	70.0	30.0						
R15	0.15							2.30	45.0	30.0						
R20	0.20				3.00	35.0	18.0	2.80	40.0	23.0						
R22	0.22							3.20	34.0	21.0	2.80	40.0	23.0			
R33	0.33	5.80	22.0	14.0	5.00	25.0	14.0	4.40	30.0	18.0	3.90	32.0	20.0			
R36	0.36							4.60	29.0	17.0						
R47	0.47	7.40	18.0	12.0	8.30	20.0	11.7	5.50	26.0	15.0	4.20	26.0	17.5	3.90	30.0	22.0
R56	0.56							6.80	24.0	13.0	5.00	25.5	16.5	4.20	27.0	20.0
R60	0.60							6.90	22.0	13.0				4.30	25.0	19.0
R68	0.68	11.0	17.0	10.0	10.0	16.0	10.5	7.20	21.0	13.0	5.50	25.0	15.5	4.50	24.0	18.0
R75	0.75										6.60	24.5	14.5			
R82	0.82	14.0	15.5	8.50				9.50	17.0	11.0	7.80	24.0	13.0	4.90	22.0	16.5
1R0	1.00	17.0	14.0	7.00	16.5	14.0	8.00	13.5	16.0	11.0	9.50	22.0	11.0	6.50	20.2	15.0
1R2	1.20	24.0	13.5	6.50										7.50	18.0	14.0
1R5	1.50	25.2	13.0	6.00	24.6	12.0	7.00	20.7	15.0	9.00	15.0	18.0	9.00	9.00	16.5	12.0
1R8	1.80										17.0	16.0	8.50	11.0	15.0	12.0
2R2	2.20	35.0	11.0	6.00	34.0	10.0	6.00	27.5	14.0	7.00	20.0	14.0	8.00	11.6	14.0	10.0
2R5	2.50										22.0	13.0	7.00			
3R3	3.30	46.0	9.00	5.00	48.0	8.00	5.00	37.8	10.0	6.00	29.5	12.5	6.00	20.9	12.0	8.00
4R7	4.70	76.0	7.00	4.00	59.5	7.00	4.50	50.0	9.00	5.50	39.5	10.0	5.50	30.2	10.0	6.50
5R6	5.60	86.0	6.00	3.50	68.0	6.00	4.00	62.0	8.00	5.00	47.5	9.00	5.00	49.0	9.00	6.00
6R8	6.80	104	5.50	3.00	73.0	5.50	4.00	70.5	7.00	4.00	55.0	8.00	4.50	50.5	8.50	5.50
8R2	8.20	140	4.50	2.60	116	5.00	3.20	95.0	6.00	3.60	68.0	7.50	4.00	60.0	8.00	5.00
100	10.0	160	3.50	2.30	154	4.00	2.80	101	5.00	3.20	83.2	6.00	3.50	69.0	7.50	4.00
220	22.0				280	2.50	1.50	215	3.00	1.80	186	3.50	2.00	160	5.50	2.50

Note: When ordering, please specify tolerance code. Tolerance: K=±10%, M=±20%, N=±30%
 Beyond the above specification also can meet the special requirements. Need detailed content Please to the website query or contact us

SHAPE AND DIMENSIONS AND ELECTRICAL SCHEMATIC & PAD LAYOUT



DIMENSIONS:MM

TYPE	A	B	C	D	E	H	I	J
	±0.35	±0.30	±0.20	REF	REF	REF	REF	REF
FAMPI0518	5.70	5.20	1.60	1.20	2.20	2.70	2.00	2.20
FAMPI0520	5.70	5.20	1.80	1.20	2.20	2.70	2.00	2.20
FAMPI0530	5.70	5.20	2.80	1.20	2.20	2.70	2.00	2.20
FAMPI0612	7.30	6.60	1.00	1.60	3.00	3.50	2.35	3.70
FAMPI0615	7.30	6.60	1.30	1.60	3.00	3.50	2.35	3.70

SMD POWER INDUCTORS FAMPI1040-1265 SERIES



FEATURES:

- Carbonyl powder inductor
- Low loss realized with low DCR
- Very low acoustic noise and very low leakage flux noise
- Frequency up to 3MHz
- High reliability
- Halogen Free & RoHS compliant

OPTIONS:

- Laptops and Pcs
- Switch and servers
- Base stations
- DC/DC converters
- Battery powered devices
- SSD modules

GENERAL SPECIFICATIONS:

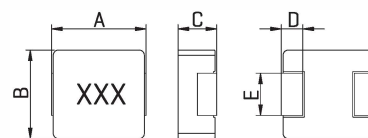
- Test Frequency(Voltage):100KHz/1.0V
- Parameters Test Temp:25°C
- Operation Temp:-40°C to +125°C
(Including temperature Rise)
- Storage Temp:0 - 40°C
- Storage Humidity:<70% RH
- Resistance to Soldering Heat:260°C for 10 sec
- Rated Current:Ind. drops of 25% typ at Isat
- Temperature Rise:40°C typ at Irms

ELECTRICAL CHARACTERISTICS:

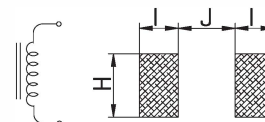
Stamp	Inductance [μH]	FAMPI1040			FAMPI1260			FAMPI1265		
		DCR [mohm] Max	Isat [A]	Irms [A]	DCR [mohm] Max	Isat [A]	Irms [A]	DCR [mohm] Max	Isat [A]	Irms [A]
R15	0.15	0.65	100	52.0				0.60	118	55.0
R22	0.22	0.95	90.0	40.0				0.60	112	53.0
R30	0.30							0.72	72.0	48.0
R33	0.33							0.80	68.0	46.0
R36	0.36	1.25	70.0	30.0				0.90	66.0	45.0
R40	0.40							1.00	64.0	44.0
R47	0.47							1.20	63.0	41.0
R50	0.50							1.25	60.0	40.0
R56	0.56	1.80	45.0	25.0				1.35	58.0	37.0
R68	0.68	2.10	43.0	22.0				1.50	55.0	35.0
R82	0.82							1.90	50.0	33.0
1R0	1.00	3.20	41.0	20.0	2.40	45.0	29.0	2.30	48.0	30.0
1R2	1.20				2.80	44.0	28.0			
1R5	1.50	4.20	38.0	16.0	3.20	43.0	26.0	3.00	45.0	27.0
2R2	2.20	7.00	27.0	12.5	4.70	34.0	21.0	4.20	37.0	22.0
3R3	3.30	11.8	25.5	10.7	7.10	28.0	17.0	6.80	30.0	18.0
4R7	4.70	18.6	19.0	9.60	11.5	25.0	16.0	8.40	28.0	13.5
5R6	5.60	19.3	18.0	9.00	12.6	22.0	15.5	10.0	23.0	12.5
6R8	6.80				13.8	19.0	15.0	11.5	18.0	11.5
8R2	8.20				16.0	17.0	11.0	15.5	16.0	10.5
100	10.0				20.7	15.5	11.0			
120	12.0				23.0	13.5	9.50			
130	13.0							24.0	13.0	9.00
150	15.0				29.0	13.0	9.00	28.0	12.5	9.00
180	18.0				35.0	12.0	8.50			
220	22.0				39.5	11.0	8.00	37.0	12.0	9.00
270	27.0				56.0	9.00	7.00			
330	33.0				75.0	8.00	6.00			
470	47.0				90.0	7.00	5.50	90.0	9.50	6.50
560	56.0				118	6.50	5.330			
680	68.0				140	6.00	5.00			
820	82.0				161	5.50	4.50			
101	100				200	5.00	4.00			
121	120				235	4.50	3.50			
151	150				350	4.00	3.00			
221	220				550	3.00	2.00			

Note:When ordering,please specify tolerance code.Tolerance:K=±10%,M=±20%,N=±30%
Beyond the above specification also can meet the special requirements.Need detailed content Please to the website query or contact us

SHAPE AND DIMENSIONS



ELECTRICAL SCHEMATIC & PAD LAYOUT



DIMENSIONS:MM

TYPE	A	B	C	D
	±0.35	±0.30	±0.20	REF
FAMPI1040	11.5±0.5	10.0	3.80	2.00
FAMPI1260	13.5±0.5	12.6	5.70±0.3	2.00
FAMPI1265	13.5±0.5	12.6	6.20±0.3	2.00

TYPE	E	H	I	J
	REF	REF	REF	REF
FAMPI1040	3.00	4.10	4.10	5.40
FAMPI1260	3.50	5.00	3.25	8.00
FAMPI1265	3.50	5.00	3.25	8.00

SMD POWER INDUCTORS FAHPI0412-0530 SERIES



FEATURES :

- High rated current
- Frequency up to 3MHz
- 125°C maximum total temperature operation
- Low core loss
- Ultra low buzz noise due to molding construction
- Halogen Free & RoHS compliant

OPTIONS :

- Laptops and Pcs
- Switch and servers
- Base stations
- DC/DC converters
- Battery powered deevices
- SSD modules

GENERAL SPECIFICATIONS:

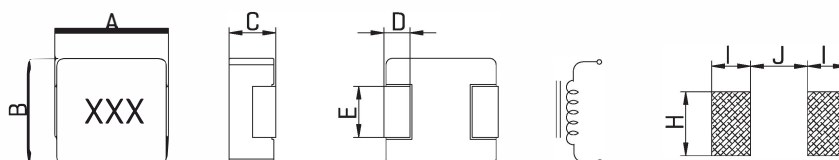
- Test Frequency[Voltage]:100KHz/1.0V
- Parameters Test Temp:25
- Operation Temp:-55°C to +125°C [Including temperature Rise]
- Storage Temp:0 - 40°C
- Storage Humidity:<70% RH
- Resistance to Soldering Heat:260°C for 10 sec
- Rated Current:Ind. drops of 30% typ at Isat
- Temperature Rise:40°C typ at Irms

ELECTRICAL CHARACTERISTICS:

Stamp	Inductance [uH]	FAHPI0412			FAHPI0420			FAHPI0518			FAHPI0530		
		DCR [mohm] Max	Isat [A]	Irms [A]	DCR [mohm] Max	Isat [A]	Irms [A]	DCR [mohm] Max	Isat [A]	Irms [A]	DCR [mohm] Max	Isat [A]	Irms [A]
R10	0.10				4.00	22.0	13.0				3.00	30.0	25.0
R15	0.15	9.00	15.0	7.50									
R20	0.20										3.90	20.0	14.0
R22	0.22	11.0	11.0	7.00	6.60	12.5	9.50						
R33	0.33	19.0	8.40	6.50	11.0	12.0	10.0				5.50	18.0	14.0
R47	0.47	21.0	6.80	6.00	14.0	9.50	7.50	9.00	12.0	10.5	8.50	15.0	11.0
R56	0.56				16.0	9.00	7.00	10.0	11.0	9.50			
R68	0.68	36.0	6.00	4.70	18.0	8.00	7.00				12.0	11.5	9.00
1R0	1.00	47.0	5.50	4.50	27.0	7.00	6.00	17.0	9.00	8.00	14.0	10.0	8.50
1R2	1.20				27.0	6.50	6.00				16.0	9.50	8.50
1R5	1.50	75.0	4.00	3.25	46.0	5.50	5.00	26.0	8.00	7.50	25.0	9.00	8.20
2R2	2.20	83.5	3.00	2.75	58.0	5.00	4.50	35.0	6.00	5.00	29.0	7.00	7.00
3R3	3.30				87.0	3.50	3.30	58.0	4.80	4.50	38.0	6.00	5.50
4R7	4.70	195	2.20	1.80	98.0	3.20	2.80	85.0	4.00	3.50	60.0	4.60	4.50
6R8	6.80				175	2.50	2.40	120	3.40	2.80	90.0	3.60	3.50
100	10.0				282	2.00	1.60	155	2.50	2.50	125	3.50	3.20
220	22.0				363	1.40	1.20						

Note:When ordering,please specify tolerance code.Tolerance:K=±10%,M=±20%,N=±30%
Beyond the above specification also can meet the special requirements.Need detailed content Please to the website query or contact us

SHAPE AND DIMENSIONS AND ELECTRICAL SCHEMATIC & PAD LAYOUT



TYPE	A	B	C	D	E	H	I	J
	±0.35	±0.20	±0.20	REF	REF	REF	REF	REF
FAHPI0412	4.40	4.20±0.25	1.00	0.80	2.00	2.50	1.50	2.20
FAHPI0420	4.40	4.20±0.25	1.80	0.80	2.00	2.50	1.50	2.20
FAHPI0518	5.40	5.20	1.60	1.20	2.20	2.50	1.90	2.20
FAHPI0530	5.40	5.20	2.80	1.20	2.20	2.50	1.90	2.20

SMD POWER INDUCTORS FAHPI0618-0640 SERIES



FEATURES:

High rated current
Frequency up to 3MHz
125°C maximum total temperature operation
Low core loss
Ultra low buzz noise due to molding construction
Halogen Free & RoHS compliant

OPTIONS:

Laptops and Pcs
Switch and servers
Base stations
DC/DC converters
Battery powered devices
SSD modules

GENERAL SPECIFICATIONS:

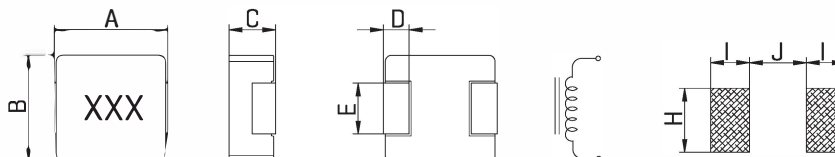
Test Frequency(Voltage):100KHz/1.0V
Parameters Test Temp:25°C
Operation Temp:-55°C to +125°C
(Including temperature Rise)
Storage Temp:0 - 40°C
Storage Humidity:<70% RH
Resistance to Soldering Heat:260°C for 10 sec
Rated Current:Ind. drops of 30% typ at Isat
Temperature Rise:40°C typ at Irms

ELECTRICAL CHARACTERISTICS:

Stamp	Inductance [uH]	FAHPI0618			FAHPI0624			FAHPI0630			FAHPI0640		
		DCR [mohm] Max	Isat [A]	Irms [A]	DCR [mohm] Max	Isat [A]	Irms [A]	DCR [mohm] Max	Isat [A]	Irms [A]	DCR [mohm] Max	Isat [A]	Irms [A]
R10	0.10	2.30	38.0	25.0									
R22	0.22	3.50	24.0	22.0	3.00	30.0	21.0	3.00	34.0	24.0			
R33	0.33				4.10	24.5	18.0	3.50	25.0	21.0			
R47	0.47	8.40	18.0	11.5	5.10	20.0	15.0	4.10	20.0	18.0			
R56	0.56				6.50	17.0	13.0	4.50	18.0	16.5			
R68	0.68	12.0	16.5	9.50	7.00	16.0	12.0	5.30	17.0	16.0			
R82	0.82							6.00	16.0	14.0			
1R0	1.00	16.0	12.0	8.50	13.5	15.0	9.00	7.40	15.0	12.0			
1R5	1.50	26.0	9.20	8.00	20.0	13.5	8.20	12.1	12.0	12.0			
2R2	2.20	35.0	8.00	7.00	28.0	10.0	7.00	15.0	10.0	9.50	14.0	11.0	9.00
3R3	3.30	50.0	6.00	4.50	39.0	8.00	5.50	22.0	9.50	8.50			
4R7	4.70	62.0	5.00	4.00	50.0	6.50	5.00	33.0	9.00	6.00	30.0	9.00	7.00
5R6	5.60							42.0	6.50	5.50			
6R8	6.80	110	4.50	3.00	70.0	6.00	4.00	48.0	6.00	5.00			
8R2	8.20							60.0	5.50	5.00			
100	10.0	155	4.00	2.30	101	4.00	3.10	68.0	5.50	4.50			
150	15.0				160	3.30	2.50	113	4.00	3.00	110	4.50	3.50
220	22.0	350	2.30	1.80	230	2.50	2.00	170	3.00	2.50			
330	33.0							270	2.50	2.00			
470	47.0							385	2.00	1.50			

Note:When ordering,please specify tolerance code.Toerance:K=±10%,M=±20%,N=±30%
Beyond the above specification also can meet the special requirements.Need detailed content Please to the website query or contact us

SHAPE AND DIMENSIONS AND ELECTRICAL SCHEMATIC & PAD LAYOUT



TYPE	A	B	C	D	E	H	I	J
	±0.30	±0.20	±0.20	REF	REF	REF	REF	REF
FAHPI0618	7.00	6.60	1.60	1.60	3.00	3.50	2.35	3.70
FAHPI0624	7.00	6.60	2.20	1.60	3.00	3.50	2.35	3.70
FAHPI0630	7.00	6.60	2.80	1.60	3.00	3.50	2.35	3.70
FAHPI0640	7.00	6.60	3.80	1.60	3.00	3.50	2.35	3.70

SMD POWER INDUCTORS FAHPI0650-1040 SERIES



FEATURES :

- High rated current
- Frequency up to 3MHz
- 125°C maximum total temperature operation
- Low core loss
- Ultra low buzz noise due to molding construction
- Halogen Free & RoHS compliant

OPTIONS :

- Laptops and Pcs
- Switch and servers
- Base stations
- DC/DC converters
- Battery powered devices
- SSD modules

GENERAL SPECIFICATIONS:

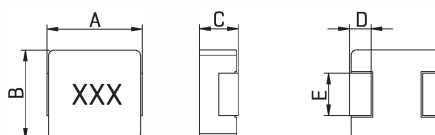
- Test Frequency [Voltage]: 100KHz/1.0V
- Parameters Test Temp: 25°C
- Operation Temp: -55°C to +125°C [Including temperature Rise]
- Storage Temp: 0 - 40°C
- Storage Humidity: < 70% RH
- Resistance to Soldering Heat: 260°C for 10 sec
- Rated Current: Ind. drops of 30% typ at Isat
- Temperature Rise: 40°C typ at Irms

ELECTRICAL CHARACTERISTICS:

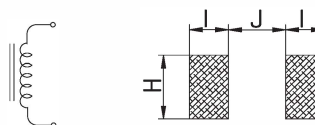
Stamp	Inductance [uH]	FAHPI0650			FAHPI1040		
		DCR [mohm] Max	Isat [A]	Irms [A]	DCR [mohm] Max	Isat [A]	Irms [A]
R15	0.15				0.65	75.0	45.0
R22	0.22				1.00	60.0	35.0
R30	0.30				1.10	45.0	35.0
R36	0.36				1.20	45.0	30.0
R47	0.47	3.90	21.0	20.0	1.70	40.0	30.0
R50	0.50						
R56	0.56				1.80	33.0	25.0
R68	0.68	4.50	18.0	16.5	2.40	30.0	23.0
R80	0.80				2.70	29.0	23.0
R82	0.82						
1R0	1.00	6.60	16.0	12.0	3.30	28.0	19.0
1R5	1.50	10.0	13.0	9.50	4.20	24.0	16.0
2R2	2.20	12.5	11.0	9.00	7.00	16.5	12.0
3R3	3.30	22.0	10.0	8.50	11.8	16.0	11.0
4R7	4.70	29.0	8.00	6.00	20.0	13.0	9.00
5R6	5.60						
6R8	6.80	41.0	6.30	5.80	25.0	12.0	8.50
8R2	8.20	48.0	5.50	5.50	27.0	9.00	8.00
100	10.0	60.0	5.30	4.50	30.0	8.50	7.80
120	12.0						
150	15.0	90.0	4.00	3.10	45.0	7.00	6.50
180	18.0						
220	22.0	140	3.50	2.60	66.0	5.50	5.00
270	27.0						
330	33.0	190	3.00	2.30	92.0	4.80	4.40
470	47.0	230	2.60	2.00	145	3.50	3.30
680	68.0				195	3.00	2.50

Note: When ordering, please specify tolerance code. Tolerance: K=±10%, M=±20%, N=±30%
Beyond the above specification also can meet the special requirements. Need detailed content Please to the website query or contact us

SHAPE AND DIMENSIONS



ELECTRICAL SCHEMATIC & PAD LAYOUT



DIMENSIONS:MM

TYPE	A	B	C	D	E	H	I	J
	±0.30	±0.20	±0.20	REF	REF	REF	REF	REF
FAHPI0650	7.00	6.60	4.80	1.60	3.00	3.50	2.35	3.70
FAHPI1040	11.0±0.5	10.0±0.3	3.80	2.00	3.00	4.10	4.10	5.40

SMD POWER INDUCTORS FAHPI1240-1260 SERIES



FEATURES:

- High rated current
- Frequency up to 3MHz
- 125°C maximum total temperature operation
- Low core loss
- Ultra low buzz noise due to molding construction
- Halogen Free & RoHS compliant

OPTIONS:

- Laptops and Pcs
- Switch and servers
- Base stations
- DC/DC converters
- Battery powered devices
- SSD modules

GENERAL SPECIFICATIONS:

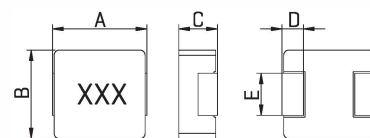
- Test Frequency[Voltage]:100KHz/1.0V
- Parameters Test Temp:25°C
- Operation Temp:-55°C to +125°C (Including temperature Rise)
- Storage Temp:0 - 40°C
- Storage Humidity:<70% RH
- Resistance to Soldering Heat:260°C for 10 sec
- Rated Current:Ind. drops of 30% typ at Isat
- Temperature Rise:40°C typ at Irms

ELECTRICAL CHARACTERISTICS:

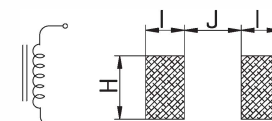
Stamp	Inductance [uH]	FAHPI1240			FAHPI1250			FAHPI1260		
		DCR [mohm] Max	Isat [A]	Irms [A]	DCR [mohm] Max	Isat [A]	Irms [A]	DCR [mohm] Max	Isat [A]	Irms [A]
R15	0.15									
R22	0.22	0.90	50.0	42.0	0.70	75.0	50.0			
R30	0.30									
R36	0.36				0.85	50.0	42.0			
R47	0.47	2.00	48.0	33.0						
R50	0.50				1.15	48.0	38.0			
R56	0.56									
R68	0.68	3.50	47.0	28.0	1.55	46.0	33.0			
R80	0.80									
R82	0.82	4.50	40.0	28.0	1.67	39.0	30.0			
1R0	1.00	7.50	35.0	24.0	2.20	35.0	26.0			
1R5	1.50	9.50	30.5	20.0	3.20	33.0	23.0			
2R2	2.20	11.5	26.0	18.0	5.00	24.0	15.0			
3R3	3.30	13.0	21.0	15.0	7.00	22.0	14.0			
4R7	4.70	14.5	18.0	13.0	9.00	20.0	13.0	9.00	24.0	15.0
5R6	5.60							11.0	22.5	13.0
6R8	6.80	20.0	14.0	9.00	18.0	16.0	12.0	13.5	19.0	12.0
8R2	8.20							16.0	13.5	11.0
100	10.0	25.0	10.0	8.00	22.0	12.0	9.00	20.7	12.5	10.0
120	12.0							23.0	10.0	9.00
150	15.0	39.0	7.50	6.50	30.0	10.0	8.00	29.0	9.00	8.50
180	18.0							35.0	8.00	7.50
220	22.0	51.0	6.00	4.50	58.0	6.50	4.50	39.5	7.50	7.00
270	27.0							56.0	6.50	6.00
330	33.0				84.0	6.00	3.50	75.0	6.00	5.50
470	47.0				130	5.00	3.00	90.0	5.50	5.50
680	68.0							140	4.50	4.00
101	100							200	3.50	3.00
121	120							235	3.20	2.00
151	150							350	2.70	1.50

Note:When ordering, please specify tolerance code.Tolerance:K=±10%,M=±20%,N=±30%
Beyond the above specification also can meet the special requirements.Need detailed content Please to the website query or contact us

SHAPE AND DIMENSIONS



ELECTRICAL SCHEMATIC & PAD LAYOUT



DIMENSIONS:MM

TYPE	A	B	C	D
	±0.35	±0.30	±0.20	REF
FAHPI1240	13.45	12.8±0.5	3.80	2.00
FAHPI1250	13.45	12.6	4.80	2.00
FAHPI1260	13.45	12.6	5.80	2.00

TYPE	E	H	I	J
	REF	REF	REF	REF
FAHPI1240	See Remarks	5.50	3.25	8.00
FAHPI1250	See Remarks	5.50	3.25	8.00
FAHPI1260	5.00	5.50	3.25	8.00

SERIES	E(REF)	DIMENSIONS
FAHPI1240	3.85	R22/R47
	5.00	R68/R82/1R0/1R5/2R2/3R3/4R7/6R8/100/150/220
FAHPI1250	3.85	R22/R36/R50/R68/R82/1R0/1R5/2R2
	5.00	3R3/4R7/6R8/100/150/220/330/470