


245 Brick Fuse



Main Characteristics

Brick Fuse; Time-Lag(T)

Standard

UL 248-14

Materials

Body: Ceramic
End Caps: Copper plated with silver

Operating Temperature

-55°C to +125°C

Stock Temperature

+10°C to +60°C

Relative humidity: ≤75% yearly average
Without dew, maximum 30 days at 95%

Vibration Resistance

120 cycles in 1 direction at 1 min. each
10-55Hz, 3 directions(X, Y, Z) in total
According to MIL-STD-202 Method 201A

Soldering Parameters

260°C. ≤10 sec (Wave Soldering)

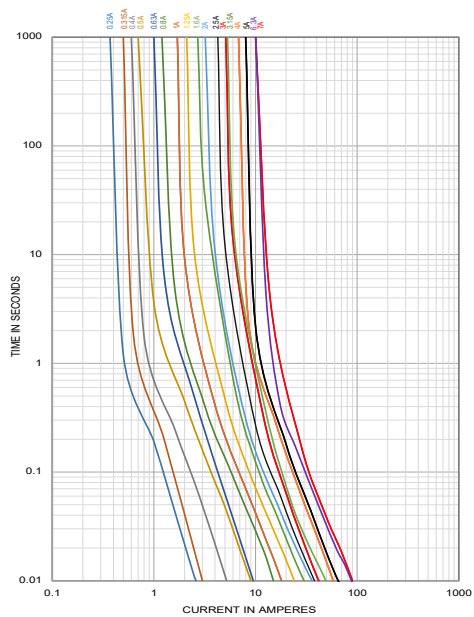
350°C. ≤3 sec (Hand Soldering)

Soldering Peak:

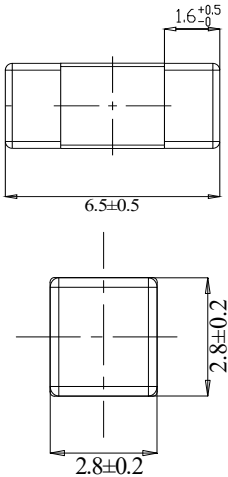
260°C. 10 sec.

280°C. 5 sec. (IEC 60068-20)

Average Time Current(I-T Curve)



Dimensions(unit:mm)



Time vs Current Characteristics: UL248-14

Rated Current	100%	200%
250mA~7A	>4h	<120s

cRU^{us} RoHS HF

Electrical Characteristics at 25°C

Amp Code	Rated Current	Rated Voltage	Typical Voltage Drop(mV)	Breaking capacity	Typical Melting I ² T(A ² sec)	Typical Cold Resistance (mΩ)	Approvals
							cURus
0250	250mA	125V AC 125V DC	400	50A@125V DC 100A@125V AC	0.06	639	●
0315	315mA		400		●		
0400	400mA		300		●		
0500	500mA		200		●		
0630	630mA		200		●		
0800	800mA		200		●		
1100	1.00A		200		●		
1125	1.25A		180		●		
1160	1.60A		180		●		
1200	2.00A		180		●		
1250	2.50A		180		●		
1300	3.00A		130		●		
1315	3.15A		100		●		
1400	4.00A		100		●		
1500	5.00A		100		●		
1630	6.30A		100		●		
1700	7.00A		100		●		

Note: (1) Permissible continuous operating current is ≤100% at ambient temperature of 23°C (73.4°F)
(2) The current values used for calculating I²T should be within the standard range of 8ms ~ 10ms.

Series	Amp Code	Supplementary Code	Qty
245			