
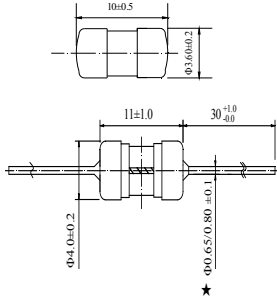


# 332 Subminiature Cartridge Fuse



Dimensions (unit:mm)



★ 250mA~7A: Φ0.65mm  
8A~10A: Φ0.80mm

## Main Characteristics

Subminiature Cartridge fuse; Time-Lag (T)

## Standard

IEC60127-3/IV

## Materials

Tube: Glass Tube  
End Caps: Nickel plated brass  
Axial Leads: Nickel plated caps  
Tin plated copper wires

## Operating Temperature

-55°C to +125°C

## Storage Conditions

+10°C to +60°C  
Relative humidity: ≤75% yearly average  
Without dew, maximum 30 days at 95%

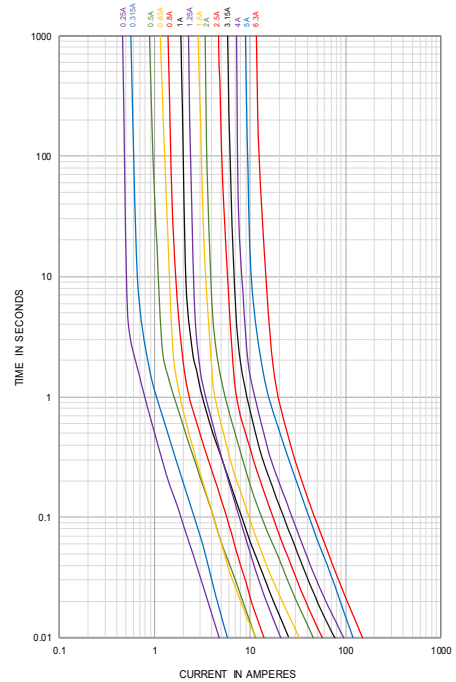
## Vibration Resistance

120 cycles in 1 direction at 1 min. each  
10-55Hz, 3 directions(X, Y, Z) in total  
According to MIL-STD-202 Method 201A

## Soldering Parameters

260°C. ≤5 sec (Wave Soldering)  
350°C. ≤3 sec (Hand Soldering)  
Soldering Peak:  
260°C. 10 sec. (IEC 60068-20)

Average Time Current(I-T Curve)



Time vs Current Characteristics: IEC60127-3/IV					
Rated current	150%	210%	275%	400%	1000%
250mA~7A	>1h	<2min	400ms~10s	150ms~3s	20ms~150ms
8A~10A	>1h	<5min	1s~20s	150ms~3s	20ms~150ms



Electrical Characteristics at 25°C														
Amp	Rated Current	Rated Voltage	Max Voltage Drop (mV)	Max. Power Dissipation (mW)	Typical Cold Resistance (mΩ)	Nominal Melting I <sup>2</sup> t (A <sup>2</sup> sec)	Breaking Capacity	Approvals						
								cURus		PSE	TUV	CQC	KC	
								125V	250V	250V	250V	250V	250V	
0250	250mA	250VAC	240	220	600	0.221	50A/125V AC 35A or 10In/250V AC	•	•	○	•	○	•	
0315	315mA		220	250	470	0.336		•	•	○	•	○	○	
0350	350mA		210	250	340	0.397		•	•	○	○	○	○	
0500	500mA		190	310	250	1.00		•	•	○	•	•	•	
0630	630mA		180	360	150	1.35		•	•	○	•	•	•	
0800	800mA		160	430	117	1.56		•	•	○	•	•	•	
1100	1.00A		140	500	80.0	6.50		•	•	○	•	•	○	
1125	1.25A		130	600	56.0	4.62		•	•	○	•	•	○	
1150	1.50A		120	730	45.0	10.6		•	•	○	○	○	○	
1160	1.60A		120	730	50.0	10.9		•	•	○	•	•	○	
1200	2.00A		100	870	38.0	20.3		•	•	○	•	•	○	
1250	2.50A		100	1000	28.0	32.5		•	•	○	•	•	○	
1315	3.15A		100	1200	18.5	57.0		•	•	○	•	•	○	
1400	4.00A		100	1400	14.5	94.1		•	•	○	•	•	○	
1500	5.00A		100	1500	12.69	121		•	•	○	•	•	○	
1630	6.30A		100	1600	8.50	225		•	•	○	•	•	○	
1800	8.00A		100	1800	6.40	169		•	•	○	○	•	○	
2100	10.00A		100	2000	3.95	196		50A/125V/250V AC	•	•	○	○	○	○

- Note:** (1) Permissible continuous operating current is ≤100% at ambient temperature of 23°C (73.4°F)  
(2) The cURus certification by 125V and 250V; the others certification by 250V.  
(3) The current values used for calculating I<sup>2</sup>T should be within the standard range of 8ms ~ 10ms.

## Ordering Information

Series	Amp Code	Supplementary Code	Qty
332			