


# 611 Miniature cartridge Fuse



## Main Characteristics

Miniature cartridge fuse; Fast-Acting (F)

## Standard

UL 248-14 (IEC 60127-2)

## Materials

Tube: Glass Tube  
 End Caps: Nickel-plated brass  
 Axial Leads: Nickel-plated caps  
 Tin-plated copper wires

## Operating Temperature

-55°C to +125°C

## Storage Conditions

+10°C to +60°C  
 Relative humidity: ≤75% yearly average  
 Without dew, maximum 30 days at 95%

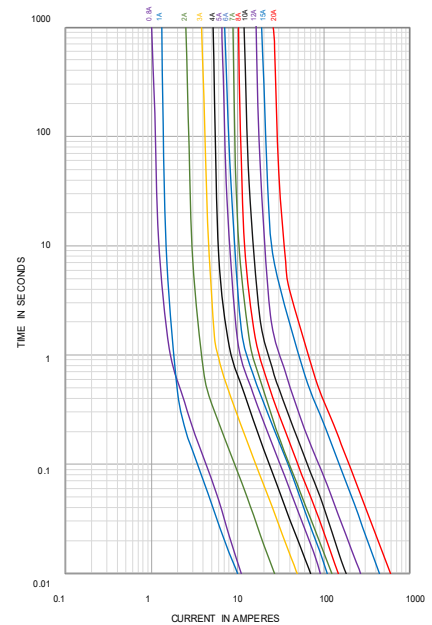
## Vibration Resistance

120 cycles in 1 direction at 1 min. each  
 10-55Hz, 3 directions(X, Y, Z) in total  
 According to MIL-STD-202 Method 201A

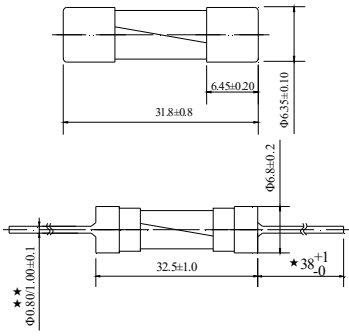
## Soldering Parameters

260°C. ≤5 sec (Wave Soldering)  
 350°C. ≤3 sec (Hand Soldering)  
**Soldering Peak:**  
 260°C. 10 sec. (IEC 60068-20)

Average Time Current(I-T Curve)



Dimensions (unit: mm)



- ★: Short lead: 30mm
- ★★: 500mA~12.5A : Φ0.80mm  
 15.0A~25.0A : Φ1.00mm

Time vs Current Characteristics:UL248-14 J60127-2 GB/T9364.7							
Rated current	100%	110%	135%	200%	275%	400%	1000%
500mA~20A(UL)	>4h	/	<1h	<10s	/	/	/
12.5A/16A(GB)	>4h	/	/	<60s	20ms~3s	8ms~1s	≤150ms
15A/20A/25A(PSE)	/	>1h	<1h	<120s	/	/	/



Electrical Characteristics at 25°C										
Amp	Rated Current	Max. Voltage	Nominal Melting I <sup>2</sup> t(A <sup>2</sup> sec)	Typical Cold Resistance (mΩ)	Breaking Capacity	Approvals				
						PSE	CQC	cULus	cURus	
0500	500mA	250V AC	0.49	380	10KA@125VAC 35A@250VAC	○	○	●	○	
0630	630mA		0.81	310		○	○	○	○	
0800	800mA		1.21	192		○	○	○	○	
1100	1.00A		1.00	150	10KA@125VAC 100A@250VAC	○	○	●	○	
1150	1.50A		2.10	93		○	○	●	○	
1200	2.00A		7.29	68		○	○	●	○	
1250	2.50A		11.2	45		○	○	●	○	
1300	3.00A		24.0	36		○	○	●	○	
1350	3.50A		34.8	29	10KA@125VAC 200A@250VAC	○	○	●	○	
1400	4.00A		49.0	27.55		○	●	●	○	
1500	5.00A		270	18.8		○	○	●	○	
1600	6.00A		121	15.5		○	○	●	○	
1700	7.00A		156	13.8		○	○	●	○	
1800	8.00A		219	10.35		○	○	●	○	
2100	10.00A		324	9.36		○	○	●	○	
2120	12.00A		729	7.45		○	○	○	●	
2150	12.50A		767	6.42		○	●	○	●	
2150	15.00A		1936	4.20		●	○	○	●	
2160	16.00A		2025	4.00	○	●	○	●		
2200	20.00A		4230	3.30	●	●	○	●		
2250	25.00A		125V AC	3844	2.92	300A@125VAC	●	○	○	○

- Note:** (1) Permissible continuous operating current is ≤100% at ambient temperature of 23°C (73.4°F)  
 (2) The cURus and cULus certification by 125V and 250V; the CQC certification by 250V; the PSE certification by 125V  
 (3) The current values used for calculating I<sup>2</sup>T should be within the standard range of 8ms ~ 10ms.

## Ordering Information

Series	Amp Code	Supplementary Code	Qty
611			