


616 Miniature cartridge Fuse



Main Characteristics

Miniature cartridge fuse; Time-Lag(T)

Standard

UL248-14, IEC60127-7

Materials

Tube: Ceramic Tube
End Caps: Nickel plated brass
Axial Leads: Nickel plated caps
Tin plated copper wires

Operating Temperature

-55°C to +125°C

Storage Conditions

+10°C to +60°C
Relative humidity: ≤75% yearly average
Without dew, maximum 30 days at 95%

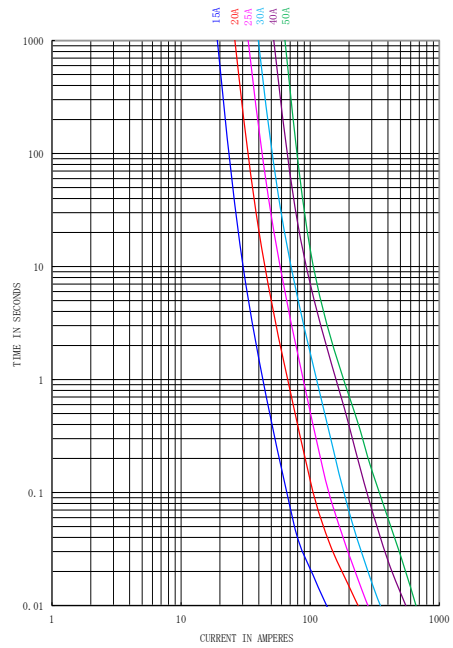
Vibration Resistance

120 cycles in 1 direction at 1 min. each
10-55Hz, 3 directions(X, Y, Z) in total
According to MIL-STD-202 Method 201A

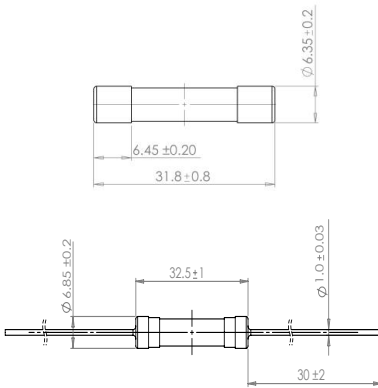
Soldering Parameters

260°C. ≤5 sec (Wave Soldering)
350°C. ≤3 sec (Hand Soldering)
Soldering Peak:
260°C. 10 sec. (IEC 60068-20)

Average Time Current(I-T Curve)



Dimensions (unit: mm)



- ★ 15.0A~30A: Φ1.0mm
- >30A: Φ1.2mm

Time vs Current Characteristics: UL 248-14

Rated Current	100%	200%
15A~50A	>4h	<120s



Electrical Characteristics at 25°C

Amp	Rated Current	Rated voltage	Voltage Drop Max(mV)	Typical Cold Resistance (mΩ)	Nominal Melting I ² t(A ² sec)	Breaking Capacity	Approvals		
							cURus	TUV	CQC
2150	15.00A	250V AC	150	6.03	169.3	200A@150V DC 1500A@250V AC	●	●	○
2200	20.00A		150	3.84	360.0		●	●	●
2250	25.00A		150	2.80	874.4		●	●	○
2300	30.00A		150	2.20	1449.0		●	●	○
2400	40.00A		150	1.48	4000.0		●	○	○
2500	50.00A		150	1.27	7000.0		●	○	○

Note: 1. ○ means the approvals are pending.

2. The current values used for calculating I²T should be at 10I_n.

3. The breaking capacity of TUV is 500A@250VAC when the current is 25A and 30A

Ordering Information

Series	Amp Code	Supplementary Code	Qty
616			