
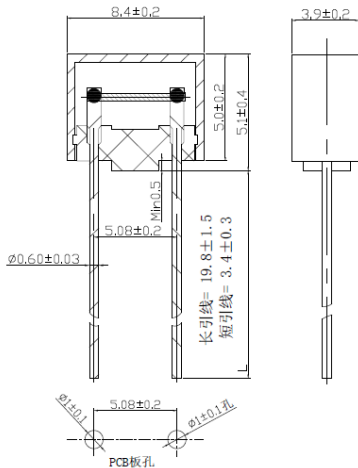


936 Box Subminiature Fuse



(unit:mm)



Conventional products are braided products, and refer to EPS specification for details.

Main Characteristics

Box subminiature fuse; Time-Lag (T)

Standard

IEC 60127

Materials

Fuse body: Thermoplastic
Lead: Tin plated copper

Operating Temperature

-55°C to +125°C

Storage Conditions

+10°C to +60°C
Relative humidity: ≤75% yearly average
without dew, maximum 30 days at 95%

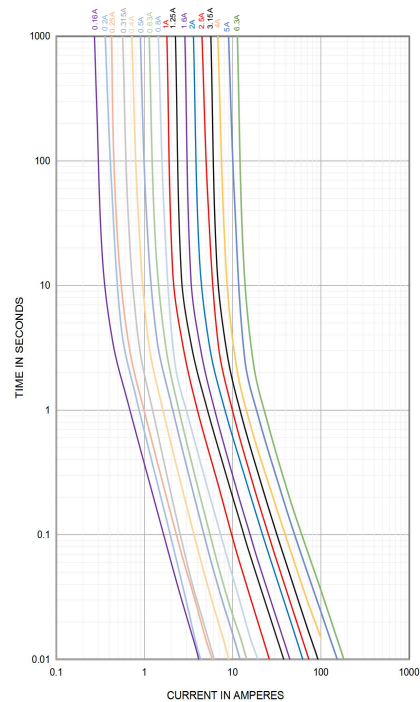
Vibration Resistance

120 cycles in 1 direction at 1 min. each
10-55Hz, 3 directions(X, Y, Z) in total
According to MIL-STD-202 Method 201A

Soldering Parameters

260°C. ≤5 sec (Wave Soldering)
350°C. ≤3 sec (Hand Soldering)
Soldering Peak:
260°C. 10 sec. (IEC 60068-20)

Average Current Curve(I-T Curve)



Time vs Current Characteristics: IEC 60127-3

Rated Current	150%	210%	275%	400%	1000%
0.16A-6.3A	>1h	<2min	400ms-10s	150ms-3s	20ms-150ms



Electrical Characteristics at 25°C

Amp Code	Rated Current	Rated Voltage	Voltage Drop Max(mV)	Max Power Dissipation (mW)	Typical Cold Resistance (mΩ)	Nominal Melting I ² T (A ² sec)	Breaking Capacity	Approvals				
								cURus	CCC	TUV	KC	PSE
0160	160mA	250V AC 300V AC 400V AC 250V DC	280	190	929	0.17	130A@250V AC 100A@300V AC 100A@400V AC 60A@250V DC	•	•	•	•	○
0200	200mA		260	200	743	0.17		•	○	•	○	○
0250	250mA		240	220	468	0.39		•	•	•	•	○
0315	315mA		220	250	330	0.37		•	○	•	○	○
0400	400mA		200	280	211	0.80		•	○	•	○	○
0500	500mA		190	310	168	1.73		•	○	•	○	○
0630	630mA		180	360	125	2.01		•	○	•	○	○
0800	800mA		160	430	113	3.50		•	○	•	○	○
1100	1.00A		140	500	91.0	6.76		•	•	•	•	•
1125	1.25A		130	600	66.3	13.72		•	•	•	•	•
1160	1.60A		120	730	45.7	18.85		•	•	•	•	•
1200	2.00A		100	870	35.0	38.4		•	•	•	•	•
1250	2.50A		100	1000	25.3	60.0		•	•	•	•	•
1315	3.15A		100	1200	19.9	82.33		•	•	•	•	•
1400	4.00A		100	1400	12.9	116		•	•	•	•	○
1500	5.00A		100	1500	10.3	235		•	•	•	•	○
1630	6.30A		100	1600	8.70	317		•	•	•	•	○

- Notes:** 1. Permissible continuous operating current is ≤100% at ambient temperature of 23°C (73.4°F)
2. The current values used for calculating I²T should be within the standard range of 8ms ~ 10ms.

Ordering Information

Series	Amp Code	Supplementary Code	Qty
936			