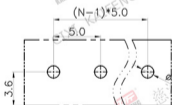
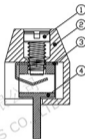
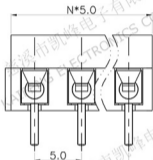
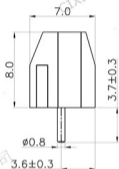


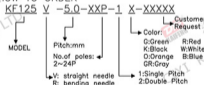
REV.	DESCRIPTION	DATE	DRAFTER	APPROVER
A1	DWG.REL	2020.05.16	DENG	JIN



- Material
 - ØScrews : M2.0 steel, Zinc plated, \rightarrow slot type
 - ØHousing : PA66, UL94V-0
 - ØReed : Copper alloy, Ni plated or stainless steel
 - ØPin header : Copper alloy, Tin plated
- Electrical

UL	IEC
Rated voltage : 300V	250V
Rated current : 10A	12A
Insulation resistance : 500MQ/DC500V	
Withstanding Voltage : AC1500V/1min	
Wire range : 22-16AWG	1.5mm ²
- Mechanical
 - Operating temperature: -40°C ~ +105°C
 - Soldering temperature: 250°C ±5/5sec
 - Torque : 0.2N.m (1.77Lb.in)
 - Strip length: 4.5-5mm
- RoHS compliance

HOW TO ORDER



P.C.B.LAYOUT

Pitch range	Nominal dimension range	PROJECTION	UNIT	TITLE
>0	>0	6.1/10	mm	KF125V-5.0-XXP-1X
>6	>6	<	SHEET SIZE	A4
>10	>10	>150	SERIES	KF125
>24	>24	>100		
>30	>30	>100		
>60	>60	>100		
>100	>100	>100		
>150	>150	>100		
±0.15	±0.20	±0.30		
±0.30	±0.30	±0.50		
±0.50	±0.50	±0.70		
±1.00	±1.00	±1.30		
±1.30	±1.30	±2		
DRAWING TYPE		CUSTOMER DRAWING		
SCALE		1:1 SHEET 1 OF 1		
DRAWING NO.		W15000012		



慈溪市凯峰电子有限公司
 CIXI KAIFENG ELECTRONICS CO.,LTD