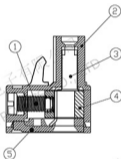
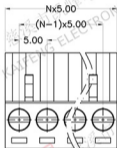
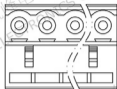
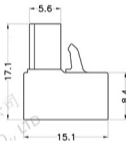


REV.	DESCRIPTION	DATE	DRAFTER	APPROVER
A1	DWG.REL	2020.6.02	ZHANG	JIN



- Material
 - ①Screws : M3.0 steel, Zinc plated, *-slot type
 - ②Housing : PA66, UL94V-0
 - ③Contact : Copper alloy, Tin plated
 - ④Clamp : Copper alloy, Ni plated
 - ⑤Cover : PA66, UL94V-0

- Electrical
 - UL IEC
 - Rated voltage : 300V 320V
 - Rated current : 15A 20A
 - Contact resistance : 20mΩ(Max)
 - Insulation resistance : 500MΩ/DC500V
 - Withstanding Voltage : AC2000V/1min
 - Wire range : 28-12AWG 2.5mm²

- Mechanical
 - Operating temperature: -40°C ~ +105°C
 - Soldering temperature: 250°C ±5/5sec
 - Torque : 0.5N.m (4.43l.b.in)
 - Strip length : 7-8mm

- RoHS compliance

HOW TO ORDER

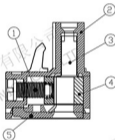
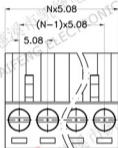
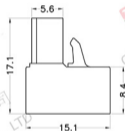
KF2EDG-X-5.0-XXP-1 X-XXXX



Pitch range		Nominal dimension range				PROJECTION	TITLE			
>0	>6	>10	>0	>30	>60	>100	6.1/10	UNIT	mm	KF2EDG-X-5.0-XXP-1X
6	10	24	30	60	100	150	<	SHEET SIZE	A4	SERIES KF2EDG-X
±0.15 (±0.20)		±0.30	±0.30	±0.50	±0.70	±1.00	±1.30	±2		
DRAWING TYPE		CUSTOMER DRAWING								
SCALE		1:1 SHEET 1 OF 1								
DRAWING NO.		W10000642								

DF 慈溪市凯峰电子有限公司
CIXI KAIFENG ELECTRONICS CO., LTD

REV.	DESCRIPTION	DATE	DRAFTER	APPROVER
A1	DWG.REL	2020.6.02	ZHANG	JIN



• Material
 @Screws : M3.0 steel, Zinc plated, "-" slot-type
 @Housing : PA66, UL94V-0
 @Contact : Copper alloy, Tin plated
 @Clamp : Copper alloy, Ni plated
 @Cover : PA66, UL94V-0

• Electrical
 UL IEC
 Rated voltage : 300V 320V
 Rated current : 15A 20A
 Contact resistance : 20mΩ(Max)
 Insulation resistance: 500MΩ/DC500V
 Withstanding Voltage : AC2000V/1min
 Wire range : 28-12AWG 2.5mm²

• Mechanical
 Operating temperature: -40°C ~ +105°C
 Soldering temperature: 250°C ± 5/5sec
 Torque : 0.5N.m (4.43lb.in)
 Strip length : 7-8mm

• RoHS compliance

HOW TO ORDER

KF2EDG-X-5.08-XXP-1 X-XXXXX



Pitch range		Nominal dimension range				PROJECTION	TITLE		
>0	>6	>10	>0	>30	>60	>100	>150	0.1/10	
6	10	24	30	60	100	150	≥150	≤	
±0.15 ±0.20		±0.30	±0.30	±0.50	±0.70	±1.00	±1.30	±2	



UNIT mm

SHEET SIZE A4

SERIES KF2EDG-X

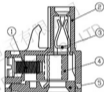
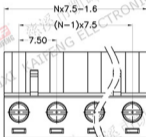
TITLE KF2EDG-X-5.08-XXP-1X

DRAWING TYPE	CUSTOMER DRAWING
SCALE	1:1 SHEET 1 OF 1
DRAWING NO.	W10000582



慈溪市凯峰电子有限公司
 CIXI KAIFENG ELECTRONICS CO.,LTD

REV.	DESCRIPTION	DATE	DRAFTER	APPROVER
A1	DWG.REL	2020.5.18	ZHANG	JIN



- Material
 - ①Screws : M3.0 steel, Zinc plated, "-" slot type
 - ②Housing : PA66, UL94V-0
 - ③Contact : Copper alloy, Tin plated
 - ④Clamp : Copper alloy, Ni plated
 - ⑤Cover : PA66, UL94V-0

- Electrical
 - UL IEC
 - Rated voltage : 300V 400V
 - Rated current : 15A 20A
 - Contact resistance : 20mΩ(Max)
 - Insulation resistance : 500MΩ/DC500V
 - Withstanding Voltage : AC2500V/1min
 - Wire range : 28-12AWG 2.5mm²

- Mechanical
 - Operating temperature: -40°C ~ +105°C
 - Soldering temperature: 250°C ± 5sec
 - Torque : 0.5N.m (4.3Lb.in)
 - Strip length : 7-8mm

- RoHS compliance

HOW TO ORDER

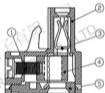
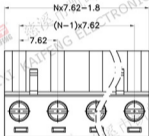
KF2EDG-X-7.5-XXP-1 X-XXXX



Pitch range		Nominal dimension range				PROJECTION	TITLE
>0	>6	>10	>0	>30	>60	>100	6.1/10
8	10	24	30	60	100	150	<
±0.15	±0.20	±0.30	±0.30	±0.50	±0.70	±1.00	±1.30
DRAWING TYPE		CUSTOMER DRAWING					
SCALE		1:1 SHEET 1 OF 1					
DRAWING NO.		W10000072					
UNIT		mm					
SHEET SIZE		A4					
SERIES		KF2EDG-X					
TITLE		KF2EDG-X-7.5-XXP-1X					

DF 慈溪市凯峰电子有限公司
CIXI KAIFENG ELECTRONICS CO.,LTD

REV.	DESCRIPTION	DATE	DRAFTER	APPROVER
A1	DWG.REL	2020.5.20	ZHANG	JIN



- Material
 - ①Screws : M3.0 steel, Zinc plated, "-" slot type
 - ②Housing : PA66, UL94V-0
 - ③Contact : Copper alloy, Tin plated
 - ④Clamp : Copper alloy, Ni plated
 - ⑤Cover : PA66, UL94V-0

- Electrical
 - UL IEC
 - Rated voltage : 300V 400V
 - Rated current : 15A 20A
 - Contact resistance : 20mΩ(Max)
 - Insulation resistance : 500MΩ/DC500V
 - Withstanding Voltage : AC2500V/1min
 - Wire range : 28-12AWG 2.5mm²

- Mechanical
 - Operating temperature: -40℃ ~ +105℃
 - Soldering temperature: 250℃ ± 5/sec
 - Torque : 0.5N.m (4.3Lb.in)
 - Strip length : 7-8mm

- RoHS compliance

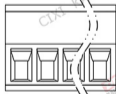
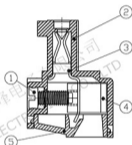
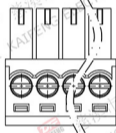
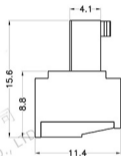
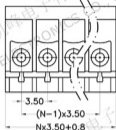
HOW TO ORDER

KF2EDG-X-7.62-XXP-1 X-XXXX



Pitch range	Nominal dimension range	PROJECTION	TITLE
>0	>0	6.1/10	KF2EDG-X-7.62-XXP-1X
6	60	<	SHEET SIZE A4
±0.15	±0.30	±1.50	SERIES KF2EDG-X
DRAWING TYPE CUSTOMER DRAWING		慈溪市凯峰电子有限公司 CIXI KAIFENG ELECTRONICS CO.,LTD	
SCALE 1:1 SHEET 1 OF 1			
DRAWING NO. W10000152			

REV.	DESCRIPTION	DATE	DRAFTER	APPROVER
A1	DWG.REL	2020.6.08	ZHANG	JIN



- Material
 - ØScrew : M2.0 steel, Zinc plated, * slot type
 - ØHousing : PA66, UL94V-0
 - ØContact : Copper alloy, Tin plated
 - ØClamp : Copper alloy, Ni plated
 - ØCover : PA66, UL94V-0

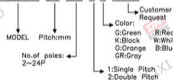
- Electrical
 - UL IEC
 - Rated voltage : 300V 250V
 - Rated current : 8A 7A
 - Contact resistance : 20mΩ(Max)
 - Insulation resistance : 500MΩ/DC500V
 - Withstanding Voltage : AC1500V/1min
 - Wire range : 28-16AWG 0.5-1.5mm²

- Mechanical
 - Operating temperature: -40°C ~ +105°C
 - Soldering temperature: 250°C ± 5/5sec
 - Torque : 0.2N.m (1.77Lb.in)
 - Strip length: 6-7mm

- RoHS compliance

HOW TO ORDER

KF2EDG-Y-3.5-XXP-1 X-XXXX



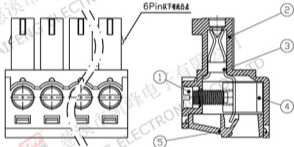
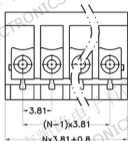
Pitch range	Nominal dimension range	PROJECTION
>0	>0	0.1/10
≤6	≤6	≤
≤15	≤15	±2

UNIT	TITLE
mm	KF2EDG-Y-3.5-XXP-1X
SHEET SIZE	SERIES
A4	KF2EDG-Y

DRAWING TYPE	CUSTOMER DRAWING
SCALE	1:1 SHEET 1 OF 1
DRAWING NO.	W10000822

DF 慈溪市凯峰电子有限公司
 CIXI KAIFENG ELECTRONICS CO., LTD

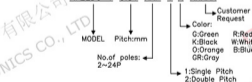
REV.	DESCRIPTION	DATE	DRAFTER	APPROVER
A1	DWG.REL	2020.6.08	ZHANG	JIN



- Material
 - ①Screw : M2.0 steel, Zinc plated, *-* slot type
 - ②Housing : PA66, UL94V-0
 - ③Contact : Copper alloy, Tin plated
 - ④Clamp : Copper alloy, Ni plated
 - ⑤Cover : PA66, UL94V-0
- Electrical
 - UL IEC
 - Rated voltage : 300V 250V
 - Rated current : 8A 7A
 - Contact resistance : 20mΩ(Max)
 - Insulation resistance: 250Ω/DC500V
 - Withstanding Voltage : AC1500V/1min
 - Wire range: 28-16AWG 0.5-1.5mm²
- Mechanical
 - Operating temperature: -40℃~+105℃
 - Soldering temperature: 250℃±5/5sec
 - Torque: 0.2N.m (1.77Lb.in)
 - Strip length: 6-7mm
- RoHS compliance

HOW TO ORDER

KF2EDG-Y-3.81-XXP-1 X-XXXXX

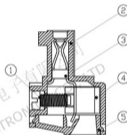
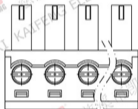
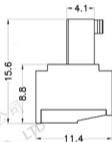
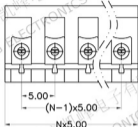


Pitch range	Nominal dimension range	PROJECTION	TITLE
>0	>6	0.1/10	KF2EDG-Y-3.81-XXP-1X
~	>10	UNIT	mm
~	10	SHEET SIZE	A4
±0.15	±0.20	SERIES	KF2EDG-Y
±0.30	±0.30	DRAWING TYPE	CUSTOMER DRAWING
±0.50	±0.70	SCALE	1:1
±1.00	±1.30	SHEET	1 OF 1
±2		DRAWING NO.	W10000852



慈溪市凯峰电子有限公司
CIXI KAIFENG ELECTRONICS CO.,LTD

REV.	DESCRIPTION	DATE	DRAFTER	APPROVER
A1	DWG.REL	2020.6.08	ZHANG	JIN



- Material
 - ①Screw: M2.0 steel, Zinc plated, "T" slot type
 - ②Housing: PA66, UL94V-0
 - ③Contact: Copper alloy, Tin plated
 - ④Clamp: Copper alloy, Ni plated
 - ⑤Cover: PA66, UL94V-0
- Electrical
 - UL IEC
 - Rated voltage: 300V 320V
 - Rated current: 8A 7A
 - Contact resistance: 20mΩ(Max)
 - Insulation resistance: 500MΩ/DC500V
 - Withstanding Voltage: AC2000V/1min
 - Wire range: 28-16AWG 0.5-1.5mm²
- Mechanical
 - Operating temperature: -40℃ ~ +105℃
 - Soldering temperature: 250℃ ±5/5sec
 - Torque: 0.2N.m (1.77Lb.in)
 - Strip length: 5-6mm
- RoHS compliance

HOW TO ORDER

KF2EDG-Y-5.0-XXP-1 X-XXXX



Pitch range		Nominal dimension range				PROJECTION	
>0	>6	>10	>0	>30	>60	>100	0.1/10
6	10	24	30	60	100	150	<
±0.15(±0.20)		±0.30	±0.30	±0.50	±0.70	±1.00	±2

UNIT

mm

TITLE KF2EDG-Y-5.0-XXP-1X

SHEET SIZE

A4

SERIES KF2EDG-Y

DRAWING TYPE CUSTOMER DRAWING

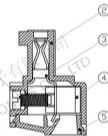
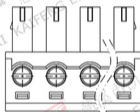
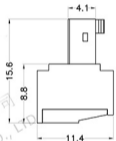
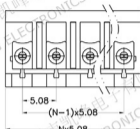
SCALE 1:1 SHEET 1 OF 1

DRAWING NO. W10000882

DF

慈溪市凯峰电子有限公司
CIXI KAIFENG ELECTRONICS CO., LTD

REV.	DESCRIPTION	DATE	DRAFTER	APPROVER
A1	DWG.REL	2020.6.08	ZHANG	JIN



- Material
 - ØScrew: M2.0 steel, Zinc plated, - slot type
 - ØHousing: PA66, UL94V-0
 - ØContact: Copper alloy, Tin plated
 - ØClamp: Copper alloy, Ni plated
 - ØCover: PA66, UL94V-0

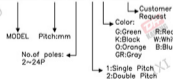
- Electrical
 - UL IEC
 - Rated voltage: 300V 320V
 - Rated current: 8A 7A
 - Contact resistance: 20mΩ(Max)
 - Insulation resistance: 500MΩ/DC500V
 - Withstanding Voltage: AC2000V/1min
 - Wire range: 28-16AWG 0.5-1.5mm²

- Mechanical
 - Operating temperature: -40℃~+105℃
 - Soldering temperature: 250℃±5/5sec
 - Torque: 0.2N.m (1.77Lb.in)
 - Strip length: 5-6mm

- RoHS compliance

HOW TO ORDER

KF2EDG-Y-5.08-XXP-1 X-XXXX



Pitch range		Nominal dimension range				PROJECTION	TITLE			
>0	>6	>10	>0	>30	>60	>100	6.1/10	UNIT	mm	KF2EDG-Y-5.08-XXP-1X
8	10	24	30	60	100	150	<	SHEET SIZE	A4	SERIES KF2EDG-Y
±0.15		±0.20	±0.30	±0.30	±0.50	±0.70	±1.00	±1.30	±2	
DRAWING TYPE		CUSTOMER DRAWING								
SCALE		1:1 SHEET 1 OF 1								
DRAWING NO.		W10000912								

DF 慈溪市凯峰电子有限公司
CIXI KAIFENG ELECTRONICS CO., LTD