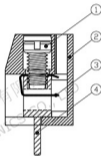
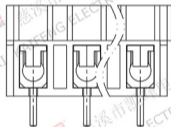
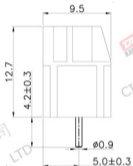
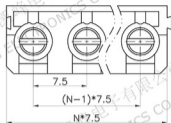


REV.	DESCRIPTION	DATE	DRAFTER	APPROVER
A1	DWG.REL	2020.05.18	DENG	



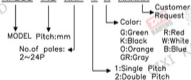
P.C.B. LAYOUT

Pitch range	Nominal dimension range			PROJECTION	UNIT	TITLE		
>0 ~ >6	>10	>0 ~ >30	>60 ~ >100	0.1/10	mm	KF360-7.5-XXP-1X		
6 ~ 10	24	30 ~ 60	100 ~ 150	<	SHEET SIZE	A4 SERIES KF360		
±0.15	±0.20	±0.30	±0.30	±0.50	±0.70	±1.00	±1.30	±2
DRAWING TYPE		CUSTOMER DRAWING		慈溪市凯峰电子有限公司 CIXI KAIFENG ELECTRONICS CO.,LTD				
SCALE		1:1 SHEET 1 OF 1						
DRAWING NO.		W15000252						

- Material
 - ØScrews : M3.0 steel, Zinc plated,
 - slot type
 - ØHousing : PA66, UL94V-0
 - ØReed : Copper alloy, Ni plated or stainless steel
 - ØPin header : Copper alloy, Tin plated
- Electrical
 - UL IEC
 - Rated voltage : 300V 450V
 - Rated current : 15A 24A
 - Contact resistance : 20mΩ(Max)
 - Insulation resistance : 500MΩ/DC500V
 - Withstanding Voltage : AC2500V/1min
 - Wire range : 24-14AWG 2.5mm²
- Mechanical
 - Operating temperature : -30℃ ~ +105℃
 - Soldering temperature : 250℃ ±5/5sec
 - Torque : 0.5N.m (4.43lb.in)
 - Strip length : 4.5-5mm
- RoHS compliance

HOW TO ORDER

KF360-7.5-XXP-1 X-XXXXX



慈溪市凯峰电子有限公司
CIXI KAIFENG ELECTRONICS CO.,LTD