

## G5E Series

### Suminiature Micro Switch



#### ■ Features

- ◆ Small Compact Size
- ◆ Long Life and High Reliability
- ◆ Variety of Terminals
- ◆ PTI rated 400V
- ◆ Widely applied for home appliances, electronic equipments, automatic equipments, communication equipments, auto electronics, apparatus and instruments, electrical tools etc. Specially used in electric heating tap industry.

#### ■ Application

- ◆ Home Appliance: electric heating tap
- ◆ Electronic Equipments
- ◆ Automatic Equipments
- ◆ Communication Equipments
- ◆ Auto Electronics
- ◆ Apparatus and Instruments
- ◆ Power Tools

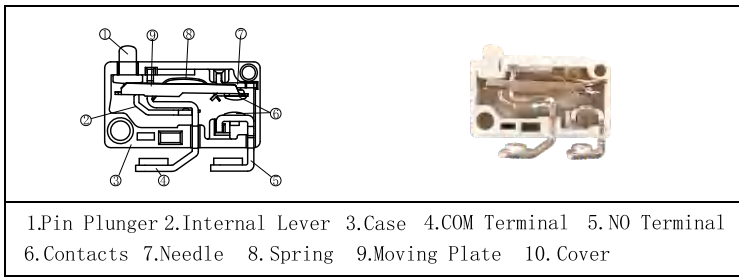
#### ■ Parameters:

Operating Speed		0.1mm-1m/s (Related to driver mode)
Operating Frequency		Mechanical:60 cycles/minute Electrical:15 cycles/minute
Insulation Resistance		$\geq 100M \Omega$ (500VDC)
Contact Resistance		$\leq 100m \Omega$
Voltage Resistance	Between each terminals of the same polarity	AC1000V, 50/60HZ, 1min.
	Between current-carrying metal part and cover, and between each terminals and non-current-carrying metal parts	AC1500V, 50/60HZ, 1min.
Vibration Resistance		10-55HZ, 1.5mm
Storage Temperature		-40~85°C
Storage Humidity		85%RH Max
Service Life	Electrical	50000 cycles
	Mechanical	1000,000 cycles

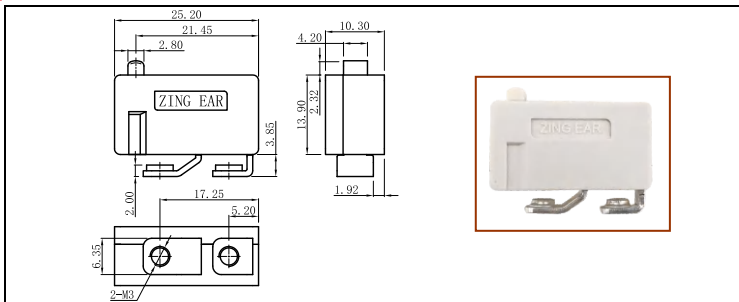
## G5E Series Micro Switch Ordering Instruction

G5E	16	100	A	P	T001
Switch Type	Electrical Rating	Max Operating Force at Pin Plunger	Terminal Type	Circuit code	Custom code
Switch Type	16 16A 250VAC 5E4 $\mu$ 40T85	100 100gf Max	A M3 Screw Terminals	P SPST-NO	General
	... Other	150 150gf Max	... Special Terminals		T001
		... Other			... Other

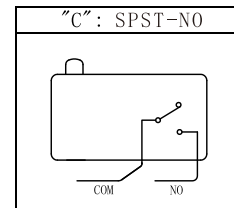
### Inner Construction



### Shape Characteristics

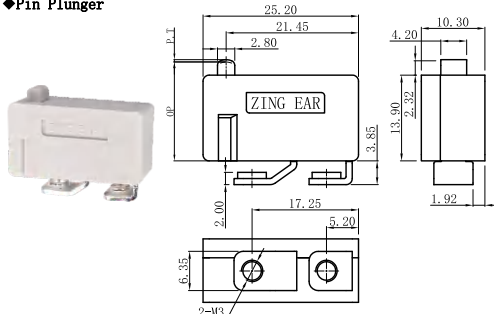


### Circuit Configuration



### Dimensions and Operating Characteristics

#### Pin Plunger



#### Operating Characteristics

Part No.	OF Max. (gf)	RF Min. (gf)	PT Max. (mm)	OT Min. (mm)	DT Max. (mm)	FP Max. (mm)	OP (mm)
G5E □ □ -100AP	100	20	1.6	0.8	0.8	17	15.5 ±0.5
G5E □ □ -150AP	150	30	1.6	0.8	0.8	17	15.5 ±0.5
G5E □ □ -200AP	200	50	1.6	0.8	0.8	17	15.5 ±0.5
G5E □ □ -300AP	300	75	1.6	0.8	0.8	17	15.5 ±0.5
G5E □ □ -400AP	400	100	1.6	0.8	0.8	17	15.5 ±0.5