



TS1-3B-5RN-21S




TS1-2A-2RW-11S



TS1-00-7YO-11S



TS1-00-6TU-11S



TS1-00-6SU-21-11S



TS1-00-7TU-11S

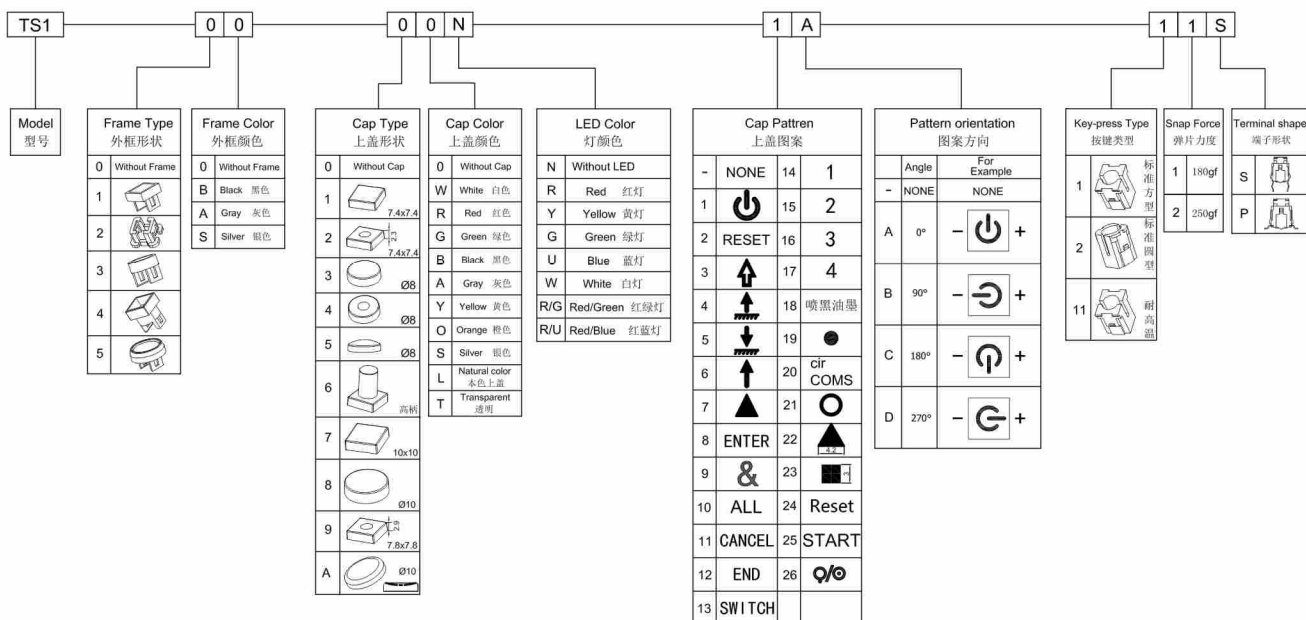
SPECIFICATIONS

Circuit	:SPST 1P1T
Current Rating	:50mA
Voltage Rating	:12VDC
Dielectric withstanding voltage	:250VAC for 1 minute
Contact Resistance	:100mΩ Max .(initial)
Insulation Resistance	:100MΩ Min.
Operating Force	:180±50gf or 250±50gf
Total Travel	:0.25±0.1mm
Operating Force	:200,000 Cycles Min
Soldear Specifications	:260°C for 3 Seconds
Function	:Momentary
Opernating Temperature	:-20°C~ +70°C



LED SPECIFICATIONS

	ATTENTION LEDs are Electrostatic Sensitive devices	Unit	Value / LED Color				
			Blue	Green	Red	White	Yellow
FORWARD CURRENT	If	mA	20	20	20	20	20
REVERSE VOLTAGE	Vr	V	5.0	5.0	5.0	5.0	5.0
REVERSE CURRENT	Ir	μA	10	10	10	10	10
FORWARD VOLTAGE	Vf	V	2.8-3.4	1.8-2.4	1.8-2.4	2.8-3.8	1.8-2.4



* TS1-00-00N indicated:without Frame,cap and LED

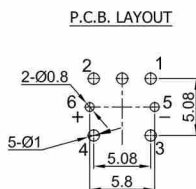
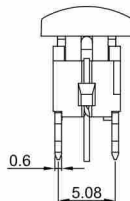
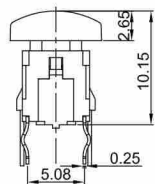
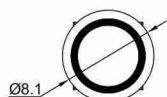
* TS1-00-00N 代表:无外框,上盖和LED灯.

TS1 SERIES LED TACT SWITCHES

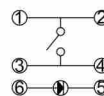
带灯轻触开关



TS1-00-5BW-21-11S



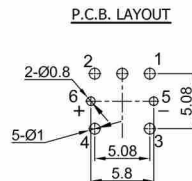
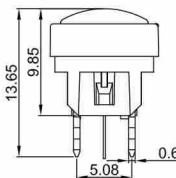
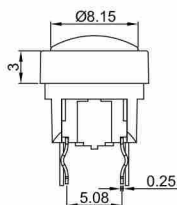
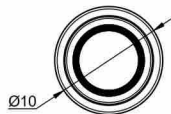
CIRCUIT



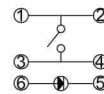
带灯按钮开关



TS1-6B-5BG-21-11S



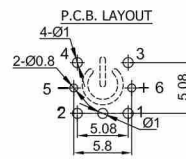
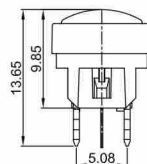
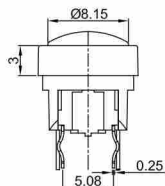
CIRCUIT



按钮开关



TS1-3A-5BR-1A-11S



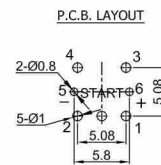
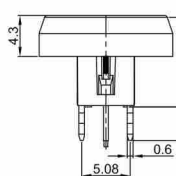
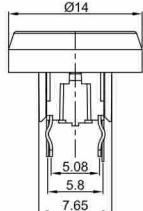
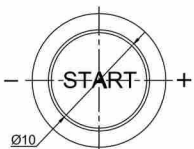
CIRCUIT



金属按钮开关



TS1-5A-ARW-25A-11S



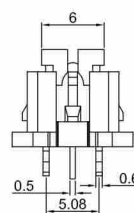
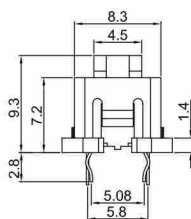
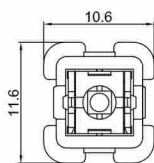
CIRCUIT



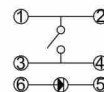
翘板开关



TS1-2A-00Y-11S



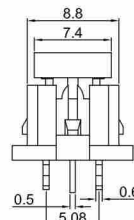
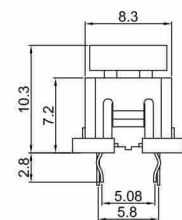
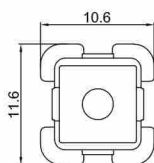
CIRCUIT



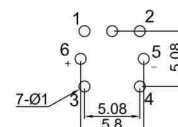
保险丝座



TS1-2A-2RW-11S



P.C.B. LAYOUT



光电触摸开关

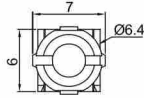
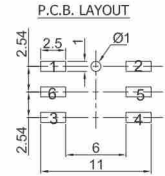
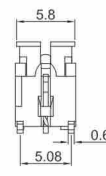
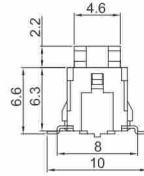
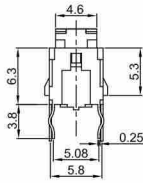
旋转开关




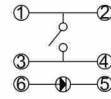
TS1-00-00G-11S



TS1-00-00U-11P



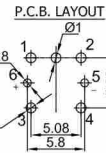
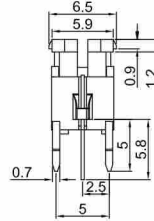
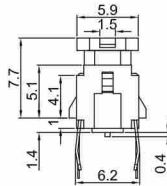
CIRCUIT



TS1-00-00Y-31S



TS1-00-2BU-11S



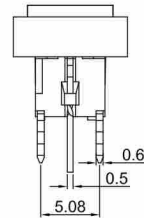
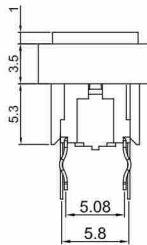
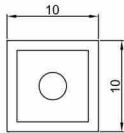
带灯轻触开关

带灯按钮开关

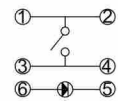
按钮开关



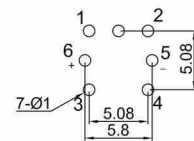
TS1-1B-2GG-11S



CIRCUIT



P.C.B. LAYOUT

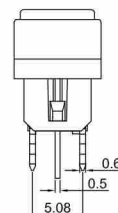
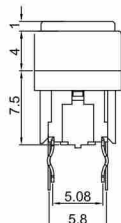
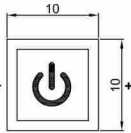


金属按钮开关

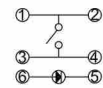
翘板开关



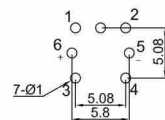
TS1-1B-1SU-1A-11S



CIRCUIT



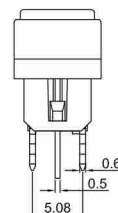
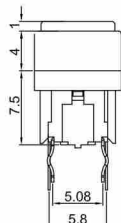
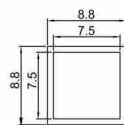
P.C.B. LAYOUT



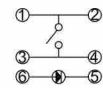
保险丝座



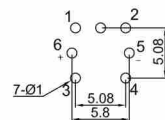
TS1-4B-1SU-1B-11S



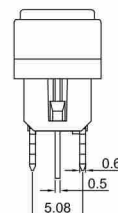
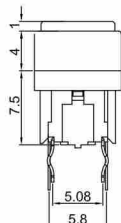
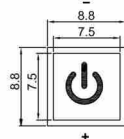
CIRCUIT



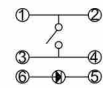
P.C.B. LAYOUT



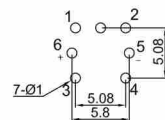
TS1-4B-1TO-11S



CIRCUIT



P.C.B. LAYOUT



光电触摸开关

旋转开关

TS2 SERIES LED TACT SWITCHES



TS2-2A-3GN-41S



TS2-2B-3SU-1A-51S



TS2-00-1RN-241P



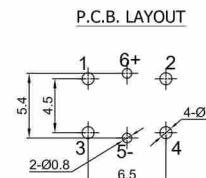
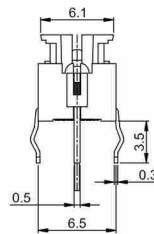
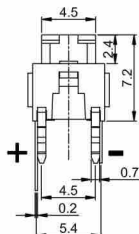
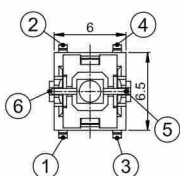
TS2-1A-1GN-41S

SPECIFICATIONS

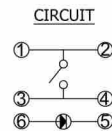
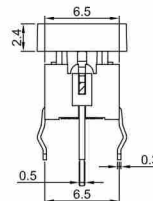
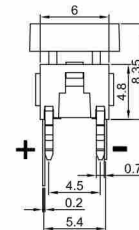
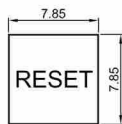
Circuit	:SPST 1P1T
Current Rating	:50mA
Voltage Rating	:12VDC
Dielectric withstanding voltage	:250VAC for 1 minute
Contact Resistance	:100mΩ Max. (initial)
Insulation Resistance	:100MΩ Min.
Operating Force	:180±50gf or 250±50gf
Total Travel	:0.25±0.1mm
Operating life	:200,000 Cycles Min
Soldear Specifications	:260°C for 3 Seconds
Function	:Momentary
Operating Temperature	:-20°C ~ +70°C



TS2-00-00R-71S



TS2-00-1SR-2A-41S



TS2	0 0	0 0 N	0 N	1 1 S						
Model 型号	Frame Type 外框形状	Frame Color 外框颜色	Cap Type 上盖形状	Cap Color 上盖颜色	LED Color 灯颜色	Cap Pattern 上盖图案	Pattern orientation 图案方向	Key-press Type 按键类型	Snap Force 弹片力度	Terminal shape 端子形状
	0 Without Frame	0 Without Frame	0 Without Cap	0 Without Cap	N Without LED	- NONE	Angle For Example	4 方形	1 180gf	S
	1	B Black 黑色	1	W White 白色	R Red 红灯	1	A 0°	5 圆形	2 250gf	P
	2	A Gray 灰色	2	R Red 红色	Y Yellow 黄灯	2	B 90°	7 方形		D
			3	G Green 绿色	G Green 绿灯	3	C 180°	24 LCP (强耐久高温)		A
			4	B Black 黑色	U Blue 蓝灯	4	D 270°			
			5	A Gray 灰色	W White 白灯	5				
			6	Y Yellow 黄色	O Orange 橙灯	6				
				O Orange 橙色	R/G Red/Green 红/绿双色	7				
				S Silver 银色	R/U Red/Blue 红/蓝双色	8				
				L Natural color 本色上盖		9				
				T Transparent 透明		10				
						11				
						12				
						13				
						14				
						15				
						16				
						17				

* TS2-00-00N indicated:without Frame,cap and LED

* TS2-00-00N 代表:无外框,上盖和LED灯.

带灯轻触开关

带灯按钮开关

按钮开关

金属按钮开关

翘板开关

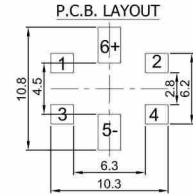
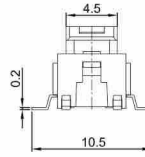
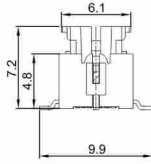
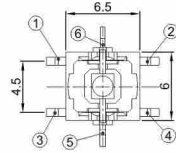
保险丝座

光电触摸开关

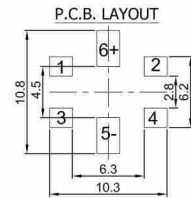
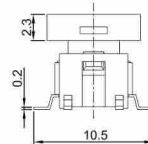
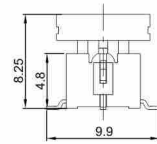
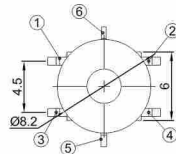
旋转开关



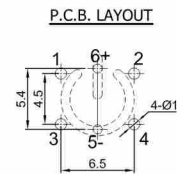
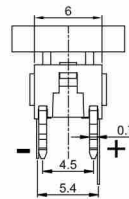
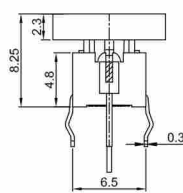
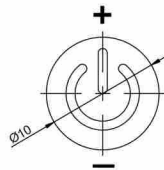
TS2-00-00G-2-51P



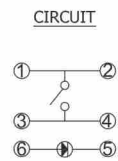
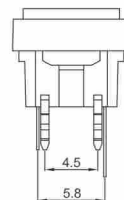
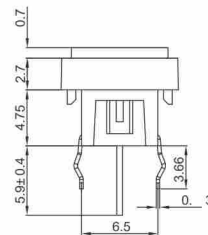
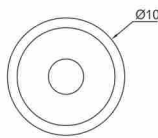
TS2-00-4GR-2-51P



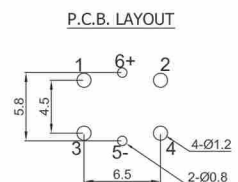
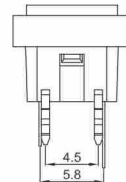
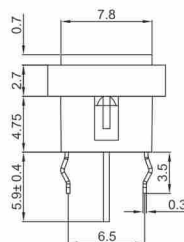
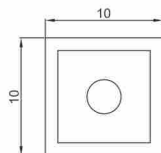
TS2-00-6SU-1A-51S



TS2-2B-4RR-51S



TS2-1B-2BU-41S



带灯轻触开关

带灯按钮开关

按钮开关

金属按钮开关

翘板开关

保险丝座

光电触摸开关

旋转开关